



The Associated Press-NORC
Center for Public Affairs Research

MOST AAPI ADULTS ARE CONCERNED ABOUT CLIMATE CHANGE AND SUPPORT POLICIES DESIGNED TO REDUCE GREENHOUSE GAS EMISSIONS

As Earth Day approaches and [scientists caution that this summer may exceed last year's record breaking heat](#), a new AAPI Data/AP-NORC Poll finds that 8 in 10 across Asian American, Native Hawaiian and Pacific Islander (AAPI) communities have experienced various major weather events over the last five years, including extreme heat (59%), severe cold (49%), major droughts (34%), and wildfires (33%).

This extreme weather plays a role in how AAPI adults view climate change, with two-thirds reporting that recent events have influenced their views on the subject. Despite varying experiences with extreme weather, most AAPI adults (84%) believe climate change is happening, a slightly higher share than that of the U.S. population who said the same in [September 2023](#). Of those who believe climate change is happening, three quarters think it is caused entirely or mostly by human activities, while a fifth believe human and natural activities play an equal role. AAPI Democrats are more inclined than AAPI Republicans to acknowledge climate change (94% vs. 68%) and are also more likely to view human activity as the primary cause (86% vs. 52%).



© 2023 AP Photo / Lindsey Wasson

Five Things You Should Know About the AAPI Data/AP-NORC Poll Among Asian American, Native Hawaiian and Pacific Islander adults in the U.S.:

- 1) 79% have been affected by at least one extreme weather event in the past five years
- 2) 67% say recent extreme weather events have heavily influenced their views on climate change.
- 3) 73% are very or extremely concerned about climate change's impact on future generations
- 4) 7 in 10 believe the U.S. federal government, other high-income countries, and corporations bear significant responsibility for addressing climate change
- 5) 75% believe in the long-run, environmental protection is always more important than economic growth.

Half of AAPI adults view the science on climate change as more convincing than five years ago, while a third say the science is just as convincing now as it was five years ago. AAPI Democrats are about twice as likely to view climate science as more convincing than AAPI Republicans (66% vs. 34%). Those ages 60 and older are more likely than those ages 18-29 to find the science more convincing (68% vs. 42%). Just about as many, 41% of younger AAPI adults say the science is just as convincing now as it was five years ago.

AAPI communities also report higher levels of concern than the general population about climate change's impacts on various groups. Three-quarters express concern about the impact of climate change on future generations (73%), and about two-thirds are concerned about its impact on coastal communities (63%), while approximately half worry about its impact on low-income people (55%) or on themselves (51%).

Across AAPI communities, 7 in 10 report taking some form of civic action in response to climate change, including 19% who contacted their elected representatives, 32% who volunteered with or donated money to environmental organizations, or 36% who followed environmental organizations on social media. These actions are on par with the general public.

Two thirds of AAPI adults have reduced their use of heat or air conditioning and 43% have reduced the amount of meat they eat, similar to the rates of the general population who have done the same (60% and 37% respectively). AAPI residents in California are even more likely than AAPI adults outside the state to opt for a hybrid car (39% vs 27%) or solar panels (28% vs 11%). However, many who took such actions cite reasons other than environmental concerns like saving money and convenience.

Regarding responsibility for addressing climate change, 7 in 10 AAPI adults believe that the U.S. federal government (73%), developed or high-income countries outside the U.S. (71%), or corporations (69%) have significant responsibility for addressing climate, while far fewer say the same regarding individuals (46%) and developing or low-income countries (43%).

Trust in the Democratic Party is higher than that in the Republican Party for handling climate change (52% vs 7%), environmental issues (52% vs 10%), energy policy (44% vs 15%), and disaster relief (41% vs 12%), but about a quarter trust neither party to address these issues.

Three-quarters of AAPI adults prioritize environmental protection over economic growth over the long-run. While just 25% believe that economic growth is more important than environmental protection. AAPI Republicans (37%) are more likely to prioritize economic growth than AAPI Democrats (13%), though 58% of Republicans still choose the environment.

On specific climate-related policies, there is widespread support among AAPI adults for reducing the amount of greenhouse gases companies are allowed to emit (74%) and providing tax credits for solar panel installation (70%). Most also support providing financial incentives for electric vehicles (60%), but fewer favor requiring all new vehicles sold in their state to be electric or hybrid by 2035 (44%).

The nationwide study was conducted by The AP-NORC Center for Public Affairs Research and AAPI Data from March 4-11, 2024, using the Amplify AAPI Monthly survey drawing from NORC's Amplify AAPI® Panel designed to be representative of the U.S. Asian American, Native Hawaiian, and Pacific Islander household population. Online and telephone interviews were offered in English, the Chinese dialects of Mandarin and Cantonese, Vietnamese, and Korean with 1,005 Asian American, Native Hawaiian, and Pacific Islanders aged 18 and older living in the United States. The margin of sampling error is +/- 4.9 percentage points.

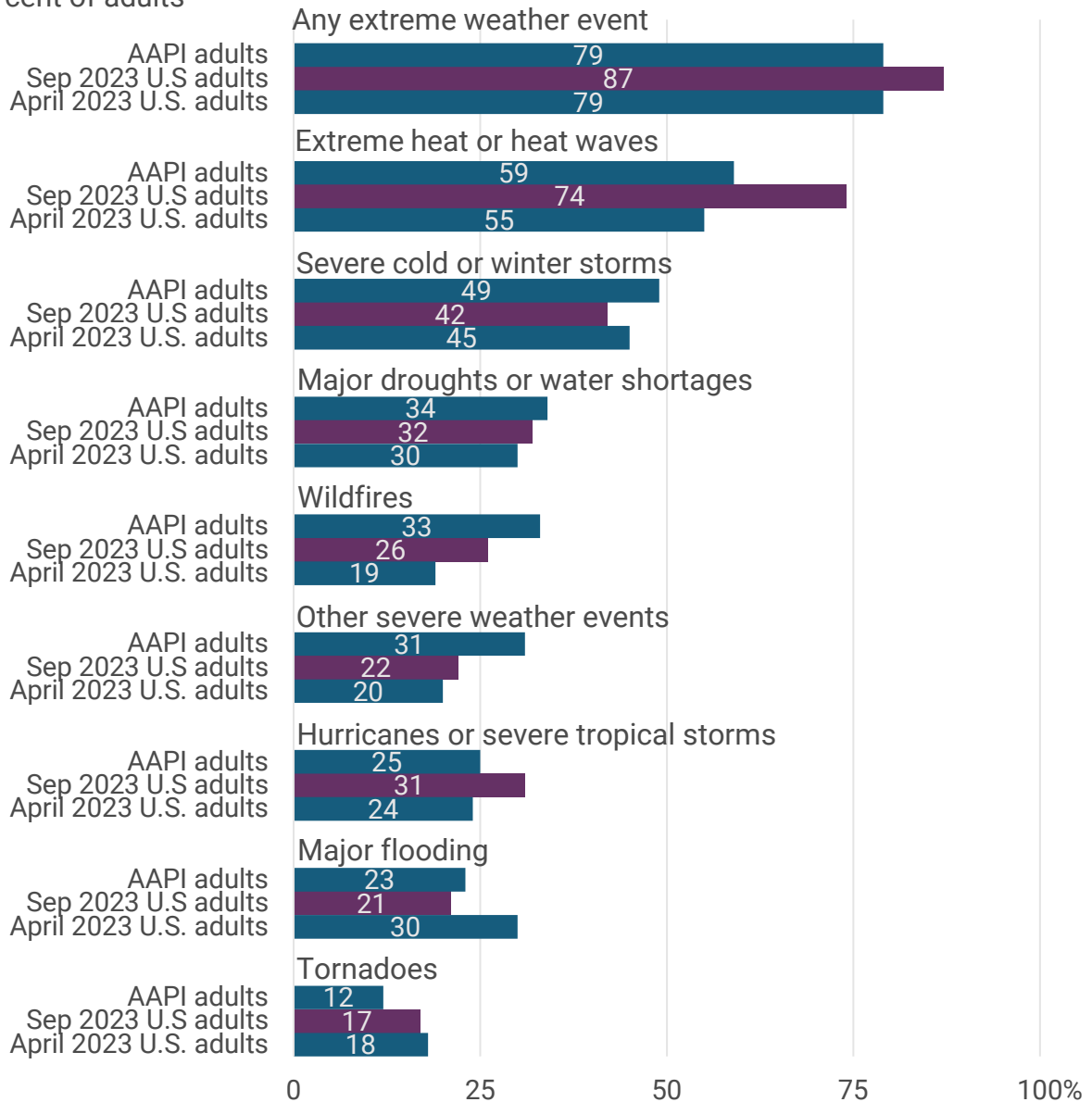
MOST ACROSS AAPI COMMUNITIES HAVE EXPERIENCED AN EXTREME WEATHER EVENT AND THESE EXPERIENCES INFLUENCE THEIR VIEWS ON CLIMATE CHANGE

Eight in ten AAPI adults have personally experienced at least one extreme weather event in the last five years. A majority have lived through extreme heat waves, while about half have experienced severe cold weather or winter storms. Fewer have gone through major droughts, hurricanes or severe tropical storms, major flooding, wildfires, tornadoes, or other forms of severe weather.

Experiences with extreme weather events are fairly similar between AAPI adults and the U.S. adults overall. However, a higher share of U.S. adults reported experiencing extreme heat in [September 2023](#) following a summer of record breaking high temperatures, a marked increase from [April 2023](#) when 55% reported experiencing extreme heat.

Eight in 10 AAPI adults have been affected by an extreme weather event.

Percent of adults



Questions: Have you been personally affected by each of the following extreme weather events in the last five years, or not?

Source: AAPI Data/AP-NORC Poll conducted March 4-11, 2024 with 1,005 with AAPI adults nationwide and AP-NORC Polls of U.S. adults conducted September 7-11, 2023 with 1,146 adults nationwide and April 13-17, 2023 with 1,230 adults nationwide.



APNORC.org

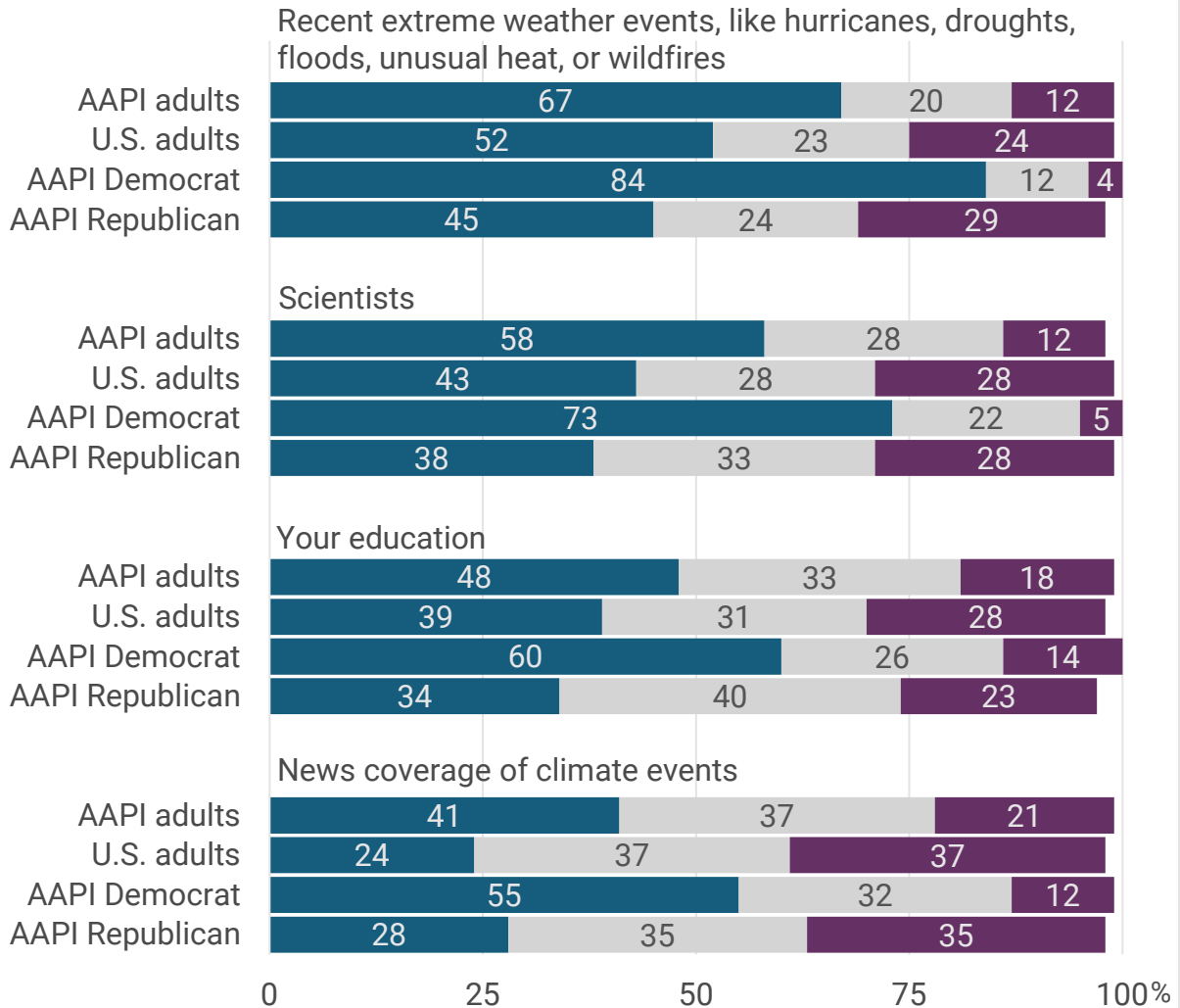
Most AAPI adults are drawing connections between these experiences and their views on climate change. Two-thirds of AAPI adults report that recent extreme weather events significantly influenced their views on climate change in the past five years, and most say scientists have altered their views. About half of AAPI adults, no matter their level of educational attainment, report that their education significantly influenced their views. And 41% say that news coverage of climate change has had a major impact. Age did not significantly impact AAPI adults' views on climate change when taking other demographic factors in consideration.

Compared with the general population, AAPI adults are more likely to report that all of these factors have had a significant influence on their views. Within AAPI communities, Democrats are more likely than Republicans to say they've had a large impact.

A majority of AAPI adults report that extreme weather has influenced their views on climate change.

Percent of adults

- A great deal/ a lot of influence
- A moderate amount of influence
- Not much influence/no influence at all



Questions: In the past five years, how much influence, if any, has each of the following had when it comes to informing your views about climate change?

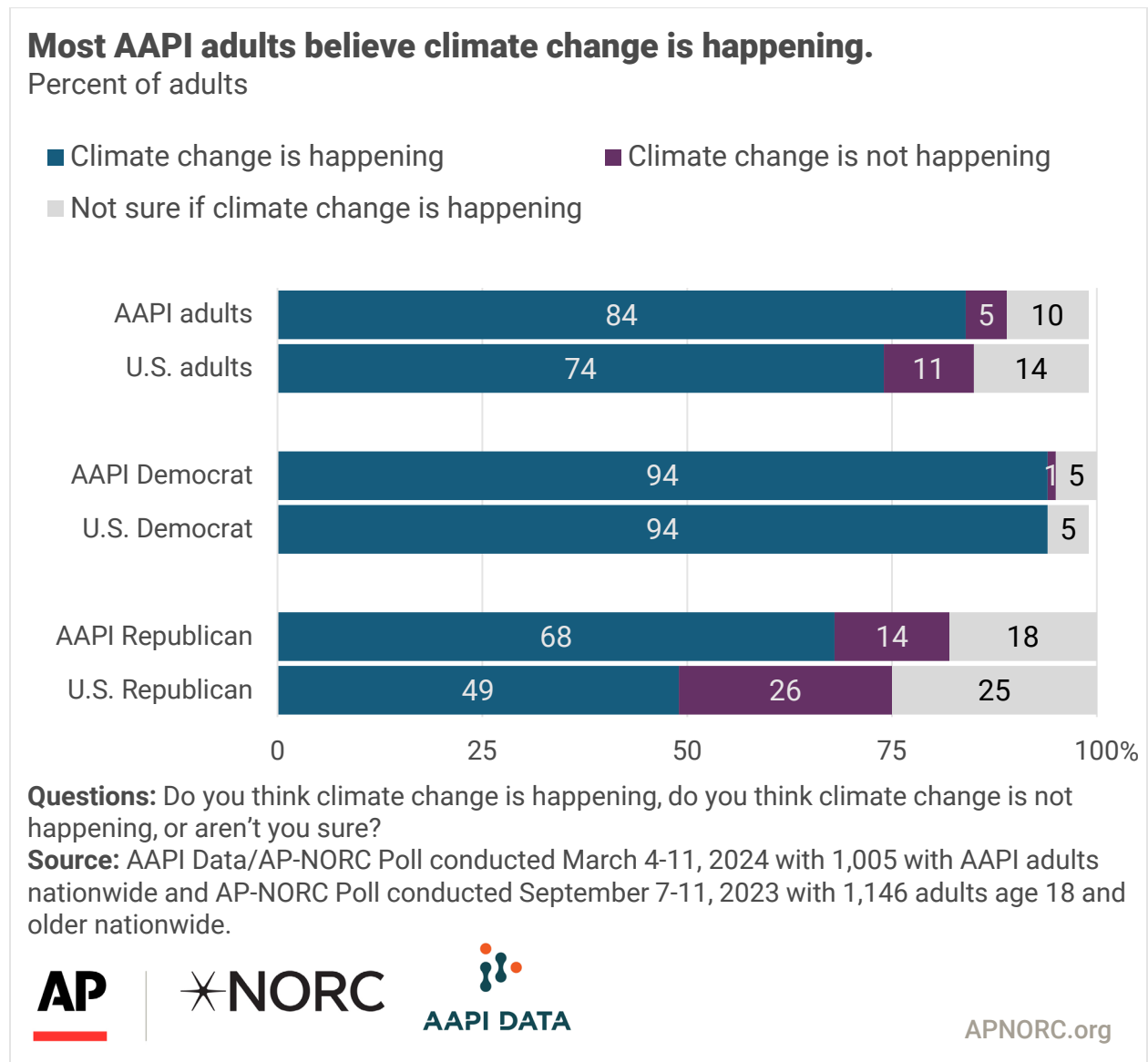
Source: AAPI Data/AP-NORC Poll conducted March 4-11, 2024 with 1,005 with AAPI adults nationwide and AP-NORC Poll conducted September 7-11, 2023 with 1,146 adults age 18 and older nationwide.



A LARGE MAJORITY OF AAPI ADULTS BELIEVE CLIMATE CHANGE IS HAPPENING, THAT IT IS HUMAN CAUSED, AND ARE CONCERNED ABOUT ITS IMPACTS.

Eight in 10 AAPI adults believe that climate change is happening, a slightly higher share than that of U.S. adults who said the same in [September 2023](#), the last time the question was asked of the general population.

AAPI Democrats are more likely than AAPI Republicans to believe that climate change is occurring. Additionally, while identical shares of AAPI Democrats and U.S. Democrats believe climate change is occurring, AAPI Republicans are more likely than Republicans nationwide to believe this is the case.

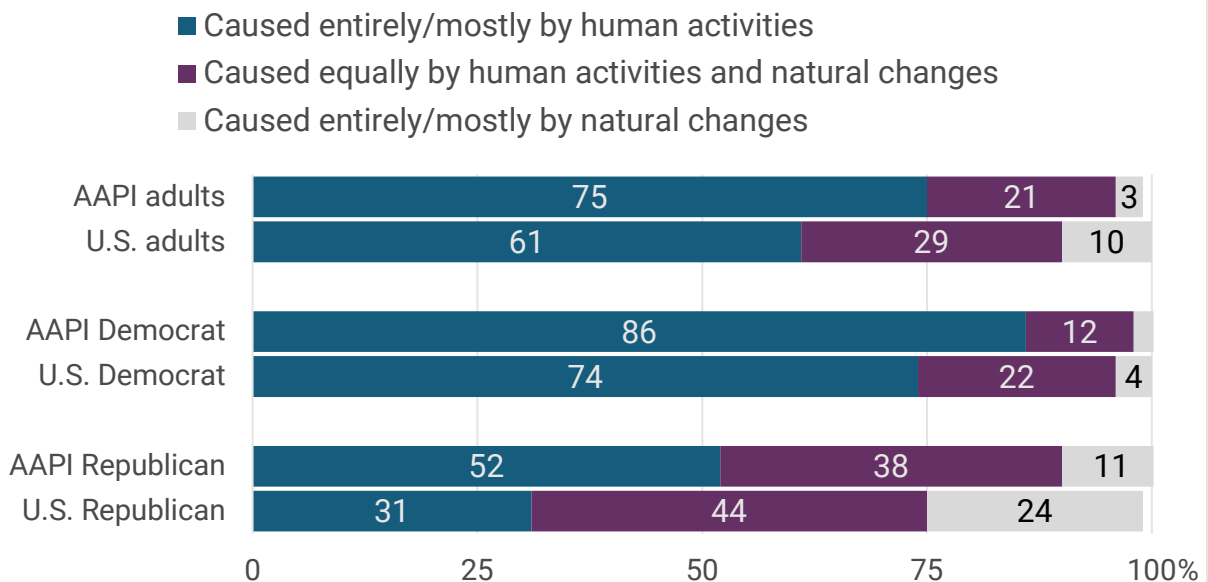


Among AAPI adults who believe climate change is happening, three-quarters think it is caused mostly by human activities, while a fifth think it is caused equally by human activities and natural changes in the environment. Very few think it is caused entirely or mostly by natural changes in the environment. AAPI Democrats are more likely to cite human activity as the primary cause of climate change (86% vs. 52%), while AAPI Republicans are more likely to point to natural changes in the environment (11% vs. 1%).

Compared with the last time this question was asked of all U.S. adults who believe climate change is happening in [September 2023](#), a higher share of AAPI adults believe climate change is caused by human activities (75% vs. 61%). And while AAPI Democrats' beliefs are similar to U.S. Democrats on the whole, AAPI Republicans are far more likely to believe climate change is primarily driven by human activities (52% vs. 31%).

A majority of AAPI adults believe climate change is caused by human activities.

Percent of adults who believe climate change is happening



Questions: Do you think climate change is caused entirely by human activities, caused mostly by human activities, caused about equally by human activities and natural changes in the environment, caused mostly by natural changes in the environment, or caused entirely by natural changes in the environment?

Source: AAPI Data/AP-NORC Poll conducted March 4-11, 2024 with 1,005 with AAPI adults nationwide and AP-NORC Poll conducted September 7-11, 2023 with 1,146 adults age 18 and older nationwide.

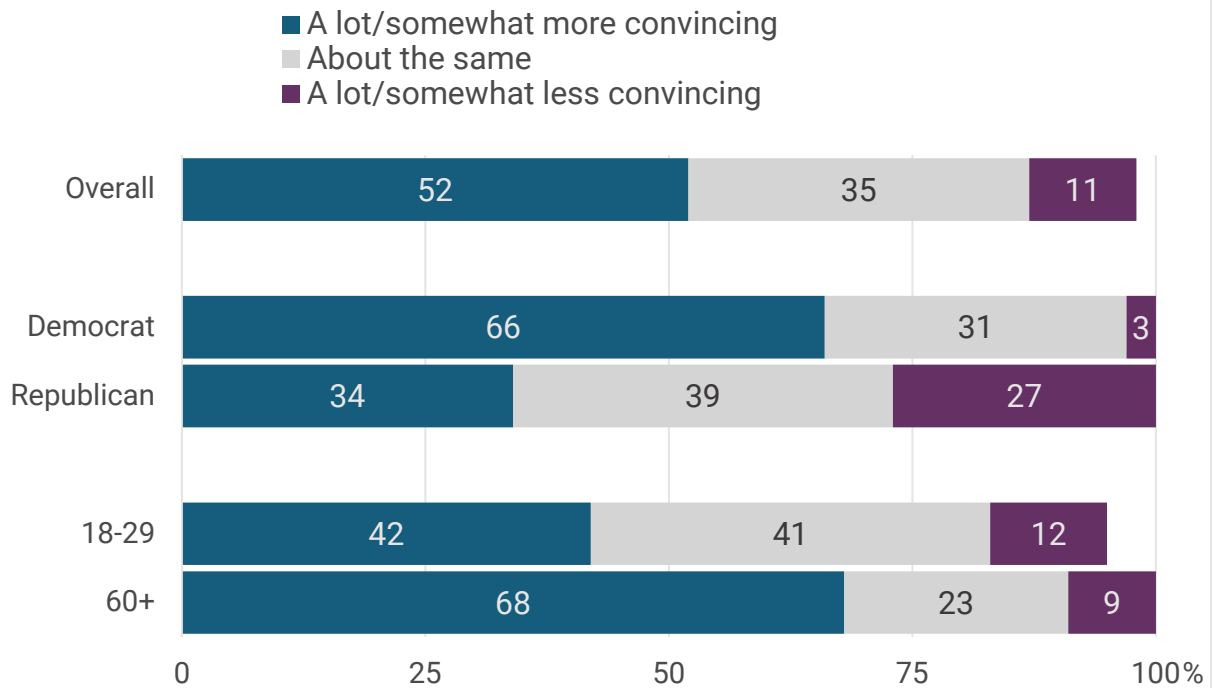


Half of AAPI adults find the science on climate change more convincing than they did five years ago, while a third find it equally convincing, and just 1 in 10 are less convinced.

Those AAPI adults ages 60 and older are more likely to find the science more convincing now compared with those ages 18-29, but those 18-29 are more likely to find it equally convincing compared with five years ago. AAPI Democrats are also more likely to view the science as more convincing compared to AAPI Republicans.

AAPI Democrats are more likely than AAPI Republicans to find climate science more convincing now compared to five years ago.

Percent of AAPI adults



Questions: Do you find the science on climate change more convincing than five years ago, just about the same, or less convincing?

Source: AAPI Data/AP-NORC Poll conducted March 4-11, 2024 with 1,005 with AAPI adults nationwide.



APNORC.org

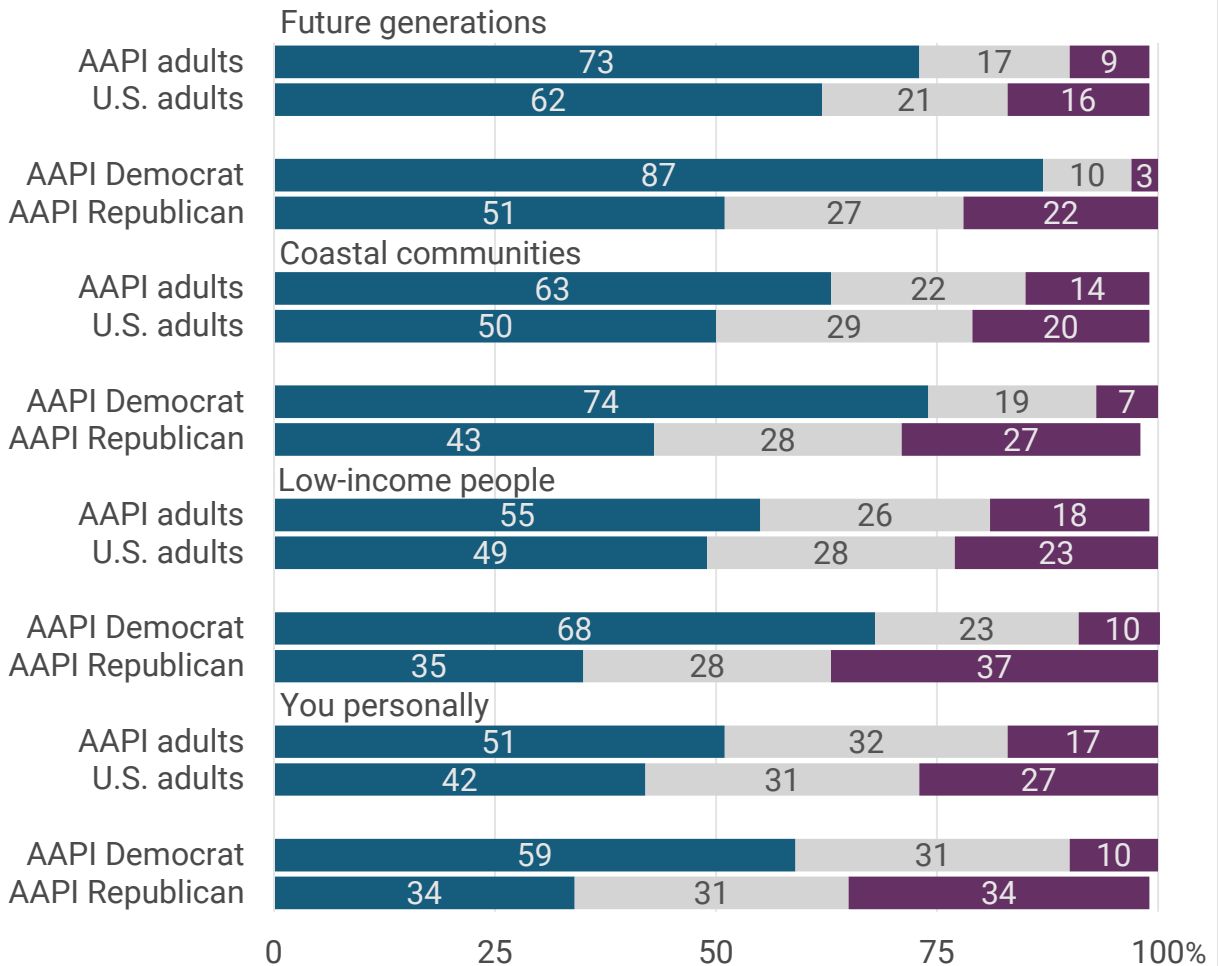
AAPI ADULTS ARE CONCERNED ABOUT THE IMPACTS OF CLIMATE CHANGE.

AAPI adults report higher levels of concern than the general population about the effects of climate change on future generations, coastal communities, and their own lives. AAPI Democrats are about twice as likely as AAPI Republicans to express high concern about impact of climate change on people with lower incomes and are substantially more likely to worry about future generations, coastal communities, and their own lives.

AAPI Democrats worry more about the effects of climate change than AAPI Republicans.

Percent of adults

■ Extremely/very concerned ■ Moderately concerned ■ Not at all/not very concerned



Questions: How concerned are you about the effects of climate change on:

Source: AAPI Data/AP-NORC Poll conducted March 4-11, 2024 with 1,005 AAPI adults nationwide and AP-NORC/EPIC Poll conducted January 31 - February 15, 2023 with 5,408 adults age 18 and older nationwide.



APNORC.org

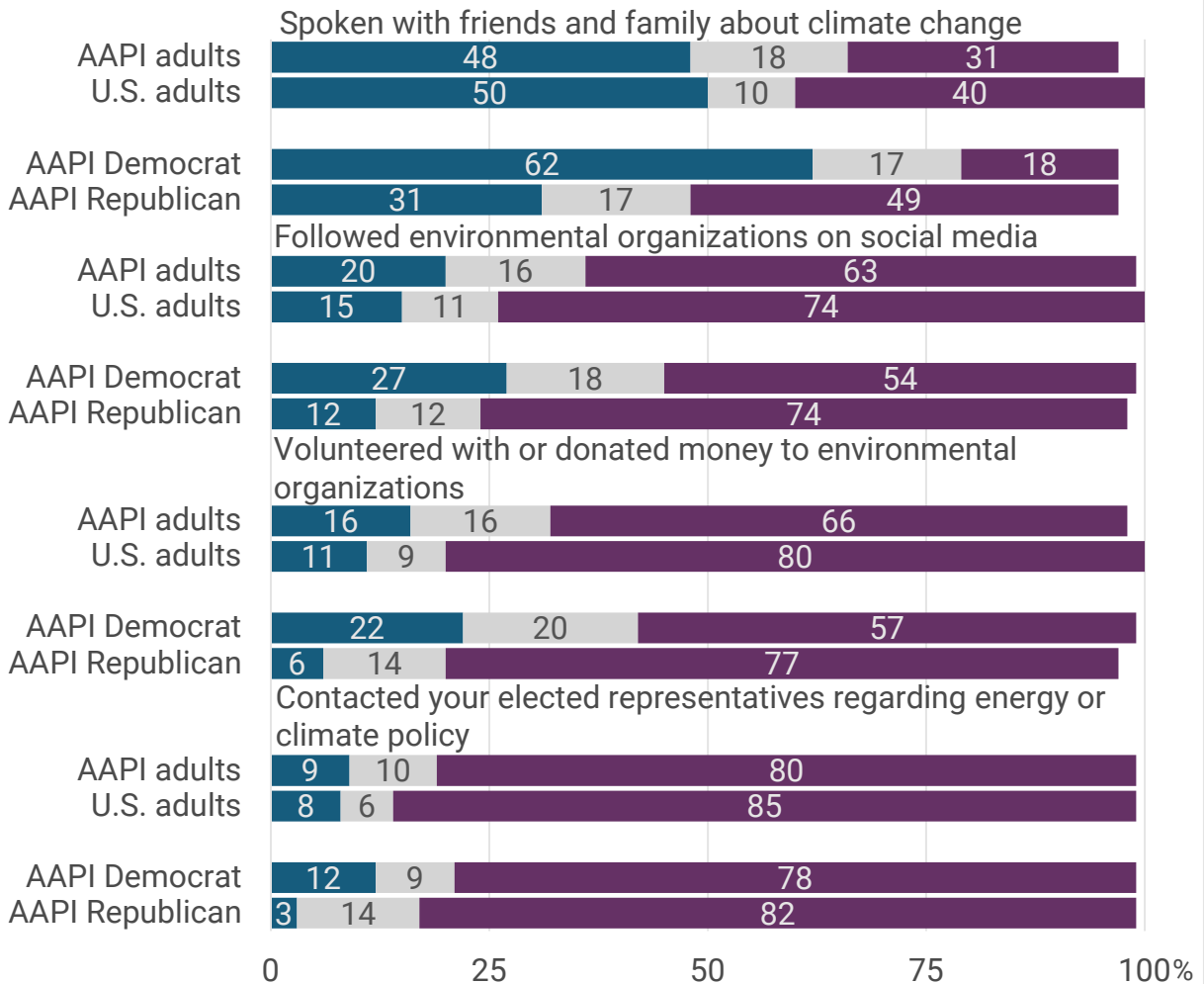
About 7 in 10 across AAPI communities have taken some sort of civic action in response to climate change including two-thirds who have spoken to family or friends, a third who have followed environmental organizations on social media or volunteered with or donated money to environmental organizations, and the 19% who contacted their elected representatives regarding energy or climate policy. These rates of civic action are similar to the general public.

AAPI Democrats are more likely than AAPI Republicans to have spoken with friends and family about climate change, followed environmental organizations on social media, and volunteered with or donated money to environmental organizations in the past year.

Most AAPI adults have taken some civic action in response to climate change.

Percent of adults

■ Yes, in the last year ■ Yes, more than a year ago ■ No, I haven't done this



Questions: Have you done any of the following in response to climate change, or not?

Source: AAPI Data/AP-NORC Poll conducted March 4-11, 2024 with 1,005 AAPI adults nationwide and AP-NORC Poll conducted April 13 - 17, 2023 with 1,230 adults age 18 and older nationwide.

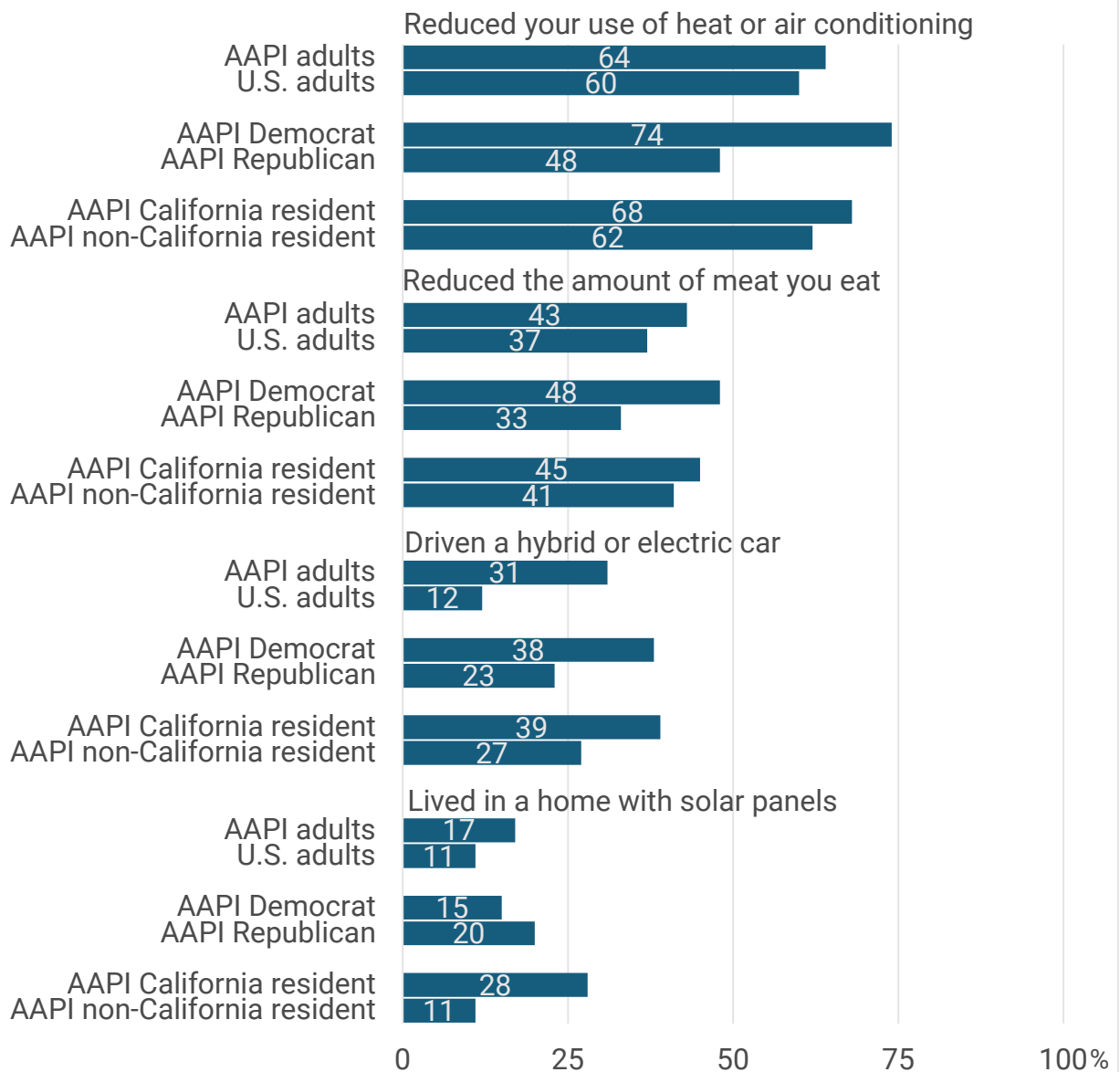


APNORC.org

Most AAPI adults have taken actions that reduce their personal carbon footprint, though reducing their climate impact isn't always the main motivation for these activities. Eighty percent of AAPI adults say they have reduced their heat or air conditioning, reduced their meat consumption, driven a hybrid or electric car, or lived in a house with solar panels in the last year. AAPI adults are over twice as likely as the public to drive a hybrid or electric car. But they have reduced their use of heat or air conditioning, lived in a home with solar panels, and lowered the amount of meat they eat at similar rates as the general population.

AAPI adults more likely to drive an electric car or have solar panels than the general public.

Percent of adults who do each of the following



Questions: Over the last year, have you done any of the following?

Source: AAPI Data/AP-NORC Poll conducted March 4-11, 2024 with 1,005 AAPI adults nationwide and AP-NORC/EPIC Poll conducted January 31 - February 15, 2023 with 5,408 adults age 18 and older nationwide.



APNORC.org

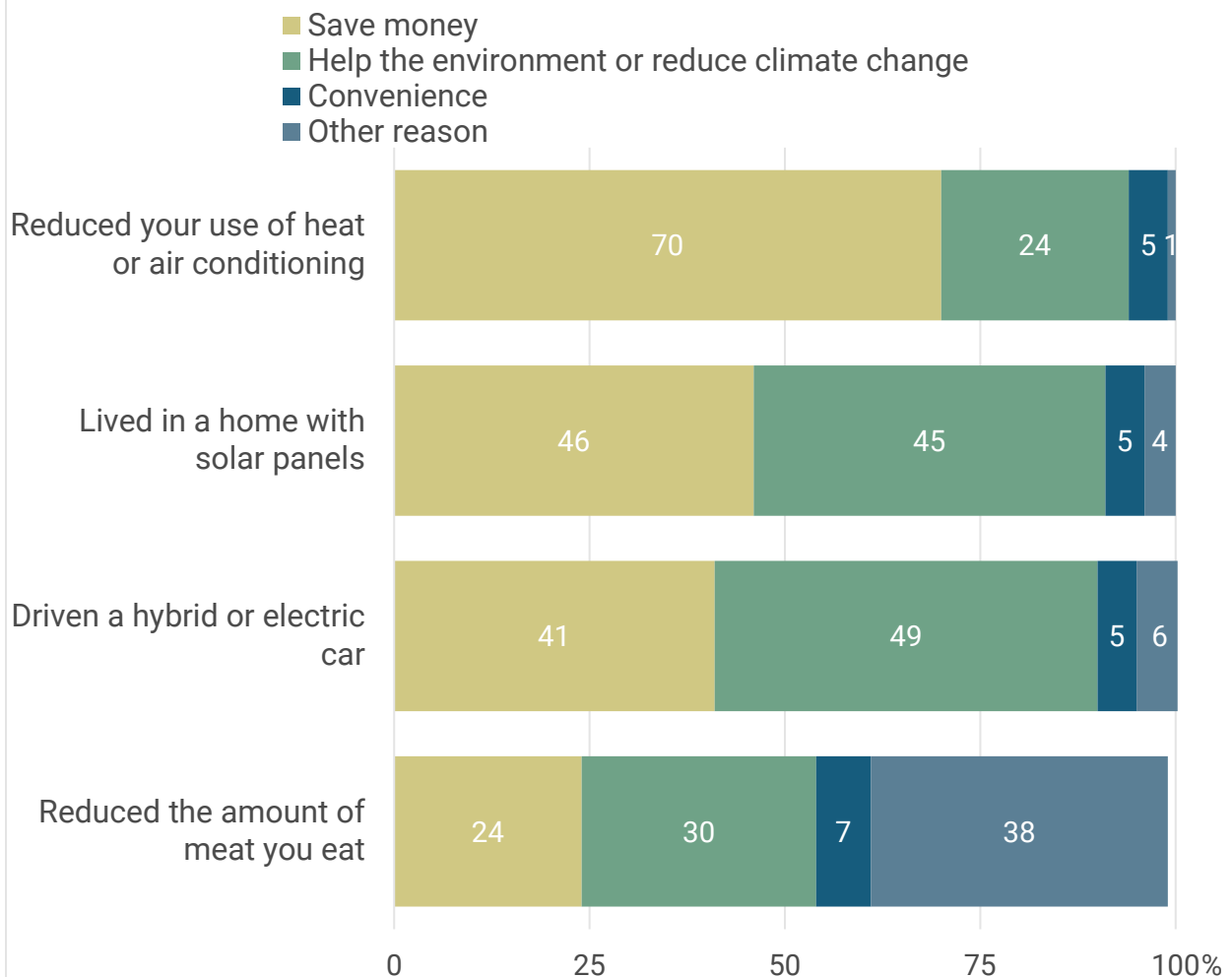
Wealthier AAPI adults are more likely to live in a home with solar panels (24% vs. 9%) or drive an electric car (43% vs. 17%) than those making less than \$50,000.

Nearly half of AAPI adults who drive an electric car or live in a home with solar panels say they do so to help the environment or reduce climate change. AAPI adults who have reduced their heat or air conditioning have taken this action primarily to save money.

AAPI Democrats are more likely than AAPI Republicans to say they reduce their heat or air conditioning to help the environment (26% vs. 11%), though a majority of both groups cite saving money as the primary reason (68% vs. 84%).

Almost half of AAPI adults who have driven an electric car or lived with solar panels have done so to reduce their carbon footprint.

Percent of AAPI adults who have taken each action



Question: What's the main reason why you have done each of the following?

Source: AAPI Data/AP-NORC Poll conducted March 4-11, 2024 with 1,005 AAPI adults nationwide.



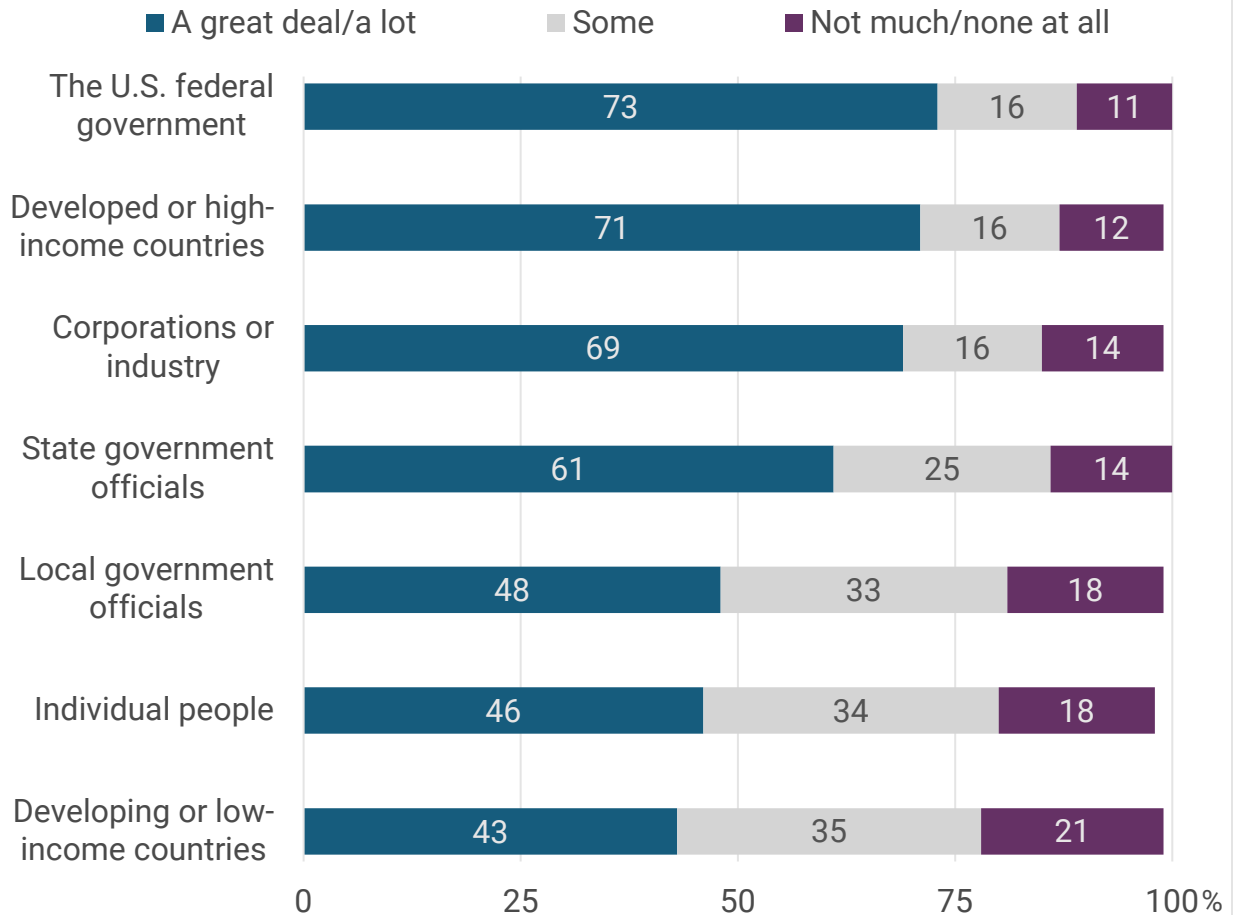
APNORC.org

A MAJORITY OF AAPI ADULTS ARE IN FAVOR OF PRIORITIZING ENVIRONMENTAL PROTECTION AND SUPPORT POLICIES THAT REDUCE EMISSIONS.

Seven in 10 AAPI adults believe that the U.S. federal government, developed or high-income countries outside the U.S., and corporations and industry bear significant responsibility for addressing climate change, while 6 in 10 think state government officials should also play a role. About half believe that local government officials or individual people are responsible, while fewer say the same about developing or low-income countries. These patterns are similar to when the question was last asked of the general population in [2022](#).

7 in 10 AAPI adults think the federal government, high-income countries, and corporations are responsible for addressing climate change.

Percent of AAPI adults



Questions: How much responsibility does each of the following have for addressing climate change?

Source: AAPI Data/AP-NORC Poll conducted March 4-11, 2024 with 1,005 AAPI adults nationwide.



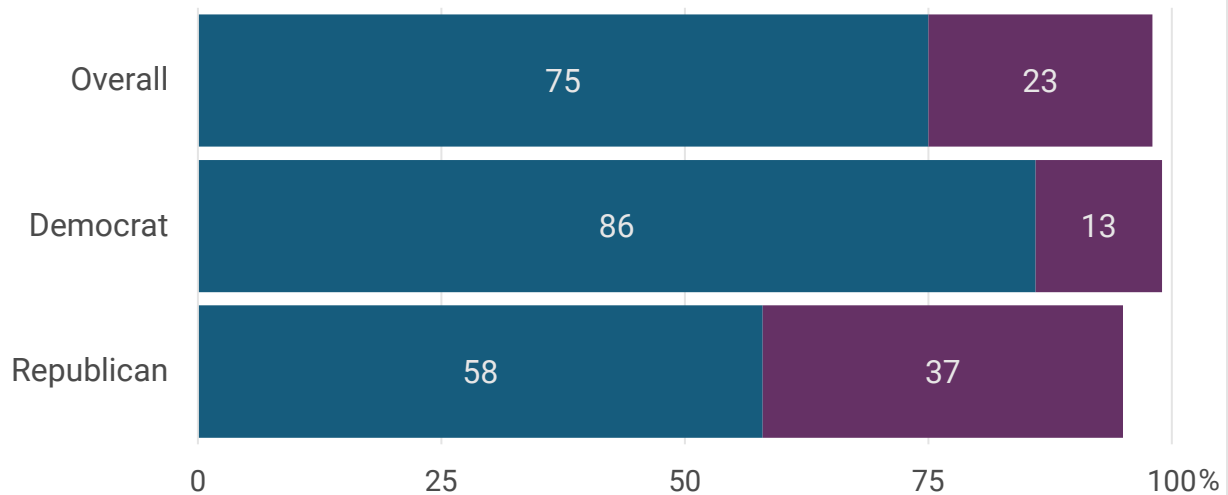
APNORC.org

Three-quarters of adults believe that environmental protection should be prioritized when there is a conflict between environmental protection and economic growth, with just a quarter prioritizing economic growth. AAPI Democrats are more likely to prioritize environmental protection than AAPI Republicans, though 58% of AAPI Republicans still choose the environment.

Three quarters of AAPI adults think environmental protection should be prioritized over economic growth.

Percent of AAPI adults

- In the long run, environmental protection is always more important than economic growth
- In the long run, economic growth is always more important than environmental protection



Questions: When there is a conflict between environmental protection and economic growth, which comes closer to your view – even if neither is exactly right?

Source: AAPI Data/AP-NORC Poll conducted March 4-11, 2024 with 1,005 with AAPI adults nationwide.



APNORC.org

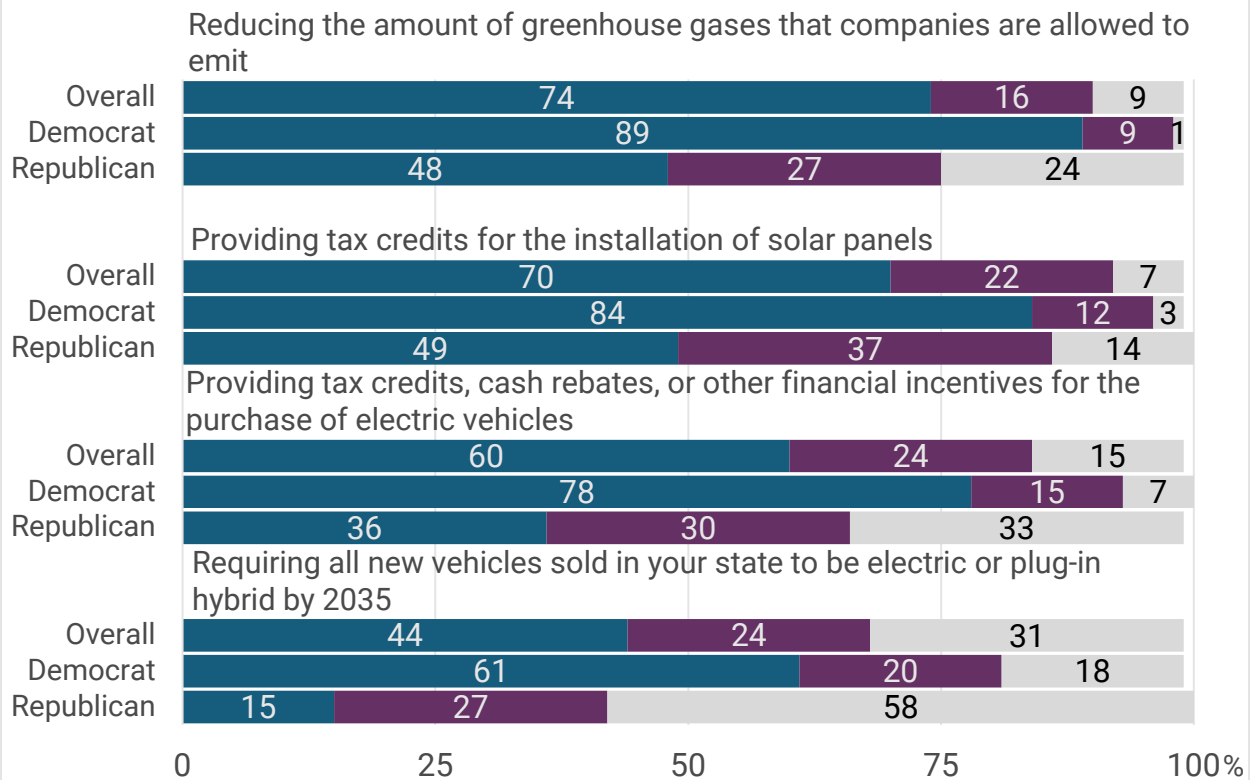
Regarding climate policies that were included under the Inflation Reduction Act or that have been introduced by individual states, the vast majority of AAPI adults favor reducing the amount of greenhouse gases that companies are allowed to emit (74%) and providing tax credits for solar panel installation (70%). While most also support providing financial incentives for electric vehicle purchases (60%), fewer support requiring all new vehicles sold in their state to be electric or hybrid by 2035 (44%).

Within AAPI communities, Democrats are more likely than Republicans to support these policies. Additionally, Californians, who tend to skew more Democratic politically, are more supportive than AAPI adults in other parts of the country.

7 in 10 AAPI adults favor reducing companies' greenhouse gas emissions and providing tax credits for solar panel installation.

Percent of AAPI adults

■ Strongly/somewhat favor ■ Neither favor nor oppose ■ Strongly/somewhat oppose



Questions: Do you favor, oppose, or neither favor nor oppose the federal government doing each of the following?

Source: AAPI Data/AP-NORC Poll conducted March 4-11, 2024 with 1,005 with AAPI adults nationwide.

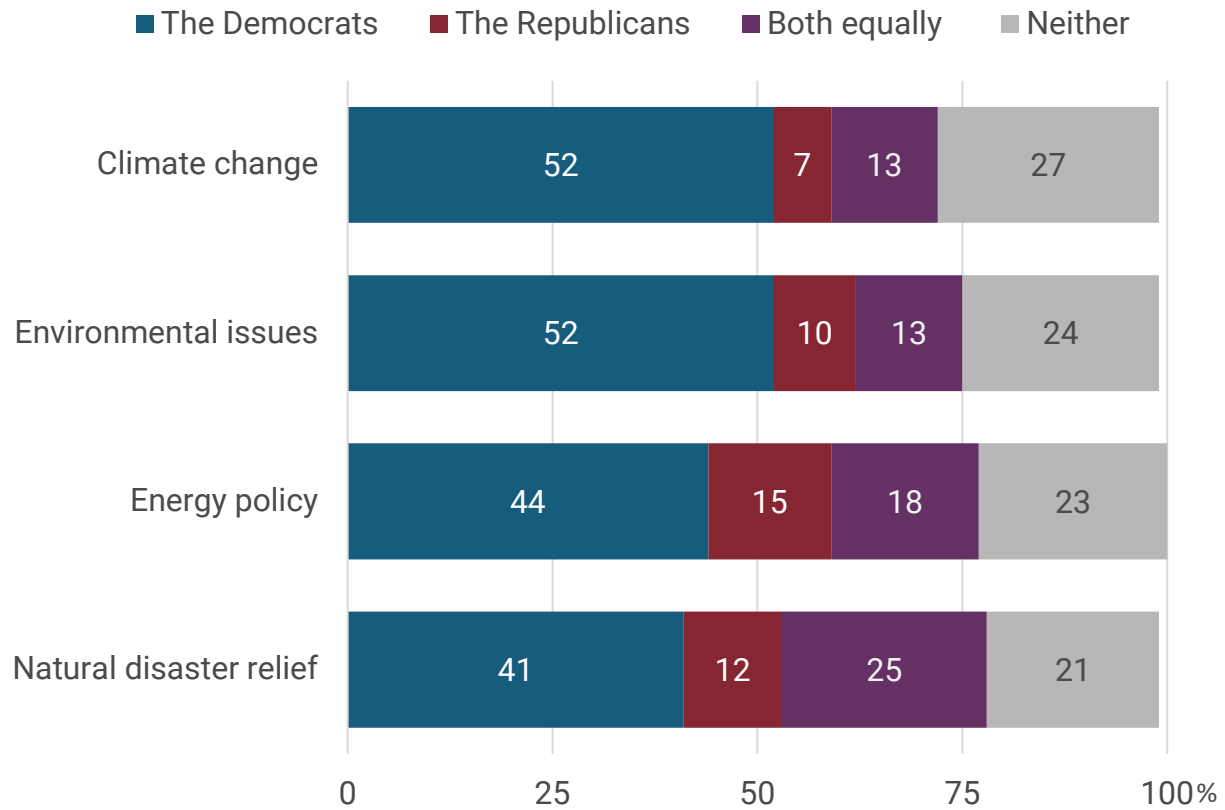


APNORC.org

Among AAPI adults, trust in the Democratic party is far higher than trust in the Republican party to handle climate change, environmental issues, energy policy, or natural disaster relief. About a quarter do not trust either party to manage these issues.

AAPI adults are more likely to trust the Democrats than the Republicans to handle climate issues.

Percent of AAPI adults



Questions: Now, which party do you trust to do a better job of handling:

Source: AAPI Data/AP-NORC Poll conducted March 4-11, 2024 with 1,005 with AAPI adults nationwide.



APNORC.org

METHODS

This survey was conducted by The Associated Press-NORC Center for Public Affairs Research and AAPI Data with funding from the University of California (UC) Riverside.

Data were collected using the Amplify AAPI Monthly survey drawing from NORC's Amplify AAPI® Panel designed to be representative of the U.S. Asian American, Native Hawaiian and Pacific Islander (AANHPI) household population. The survey was part of a larger study that included questions about other topics not included in this report.

Amplify AAPI is a blend of multiple sample designs. Each stage seeks to provide maximum coverage of the AANHPI population, and all are combined through base-weighting to arrive at a representative overall cross-section of AANHPI in the United States. The first stage included recruitment of approximately 850 active AANHPI panelists from NORC's flagship probability panel, AmeriSpeak. These panelists now serve as members of both the AmeriSpeak and the Amplify AAPI panels. During the initial recruitment phase of the AmeriSpeak panel, randomly selected U.S. households were sampled with a known, non-zero probability of selection from the NORC National Sample Frame or a secondary national address frame, both with over 96% coverage of all U.S. addresses, and then contacted by U.S. mail, email, telephone, or field interviewers (face to face).

The second stage began in the spring of 2022, when Amplify AAPI recruited 150 households from a 30,000-sample pool as a pilot to test the sample design's feasibility and participation rates. In 2023, Blue Shield Foundation of California and UC Riverside/AAPI Data sponsored a recruitment effort in California generating 1,150 additional panelists. Finally, the Rockefeller Foundation funded a national recruitment effort, including new recruits and those from the 2022 Pew Asian American Survey, generating 4,700 panelists who are eligible for the monthly survey.

By providing recruiting and interviewing in the languages noted below, Amplify AAPI covers approximately 90 percent of Asian language “linguistically isolated” households, that is, households in which no adult can speak English or Spanish at least “well.” Those excluded from the sample include people with P.O. Box only addresses, some addresses not listed in the USPS Delivery Sequence File, and some newly constructed dwellings population.

Interviews for this survey were conducted between March 4-11, 2024 with Asian Americans, Native Hawaiians and Pacific Islanders 18 years of age or older representing the 50 states and the District of Columbia. Panel members were randomly drawn from the Amplify AAPI Panel, and 1,005 completed the survey, all via the web. Panel members were invited by email or by phone from an NORC telephone interviewer. In addition to English, the survey was offered in the Chinese dialects of Mandarin and Cantonese, Vietnamese, and Korean, depending on respondent preference.

Respondents were offered a small monetary incentive (either \$3 or \$10) for completing the survey. The overall margin of sampling error is +/-4.9 percentage points at the 95 percent confidence level, including the design effect. The margin of sampling error may be higher for subgroups.

Sampling error is only one of many potential sources of error and there may be other unmeasured error in this or any other survey.

Quality assurance checks were conducted to ensure data quality. In total, 31 interviews were removed for nonresponse to at least 50% of the questions asked of them, for completing the survey in less than one-third the median interview time for the full sample, or for straight-lining all grid questions asked of them. These interviews were excluded from the data file prior to weighting.

Once the sample was selected and fielded, and all the study data were collected and made final, a poststratification process was used to adjust for any survey nonresponse as well as any noncoverage or under and oversampling resulting from the study specific sample design. Poststratification variables included age, gender, census region, race/ethnicity, education, U.S. born, and Asian origin. Weighting variables were obtained from the American Communities Survey (ACS) 5 years data 2017-2021. The weighted data reflect the U.S. Asian American, Native Hawaiian and Pacific Islander (AANHPI) household population, including all 50 states and the District of Columbia.

Complete questions and results are available at www.apnorc.org. For more information about the study, email info@apnorc.org.

Additional information on the Amplify AAPI Panel methodology is available at: <https://amplifyaapi.norc.org/>. For more information about the panel, email Amplifyaapi-bd@norc.org.

About the Associated Press-NORC Center for Public Affairs Research

The AP-NORC Center for Public Affairs Research taps into the power of social science research and the highest-quality journalism to bring key information to people across the nation and throughout the world.

The Associated Press (AP) is an independent global news organization dedicated to factual reporting. Founded in 1846, AP today remains the most trusted source of fast, accurate, unbiased news in all formats and the essential provider of the technology and services vital to the news business. More than half the world's population sees AP journalism every day. www.ap.org

NORC at the University of Chicago is one of the oldest objective and nonpartisan research institutions in the world. www.norc.org

The two organizations have established The AP-NORC Center for Public Affairs Research to conduct, analyze, and distribute social science research in the public interest on newsworthy topics, and to use the power of journalism to tell the stories that research reveals. Learn more at www.apnorc.org.

About AAPI Data

AAPI Data is a leading research and policy organization producing accurate data to shift narratives and drive action toward enduring solutions for Asian American (AA) and Native Hawaiian/Pacific Islander (NHPI) communities across the nation. AAPI Data aspires to transform public and private systems to ensure that all AA and NHPI communities are recognized, valued and prioritized. Learn more at aapidata.com.