

NORC

AT THE
UNIVERSITY OF CHICAGO

*The 1999
Index of
Hospital
Quality*

*Colm O'Muircheartaigh
Thomas Shaw
Diana Jergovic*

The 1999 Index of Hospital Quality

I.	Introduction	1
II.	The Index of Hospital Quality	
	A. Universe Definition	3
	B. Composite Measures of Structure	5
	C. Process	9
	D. Outcome	15
	E. The Calculation of the Index	16
III.	Directions for Future Releases	20
IV.	References	21
V.	Appendices	
	A. Technology indices by specialty	
	B. Structural variable map	
	C. Diagnosis-related group (DRG) groupings by specialty	
	D. 1999 Sample physician questionnaire	
	E. Predicted mortality: APR-DRG methodology	
	F. Index of Hospital Quality (IHQ) scores by specialty	
	G. Reputational rankings for special-service hospitals	
	H. The 1999 "Honor Roll"	
	I. 1999 Experiments	

NORC 4867

I. *Introduction*

Health care providers and consumers today face a dynamic and, often, puzzling array of choices with few tools to inform their critical decisions about quality of care. No single, standard measure of the quality of care is available for the 6,299 hospitals in the United States. In 1993, the National Opinion Research Center at the University of Chicago (NORC) developed a measure of the quality of care available in hospitals; this "report card" is supported and published annually by *U.S. News & World Report* in an issue entitled "America's Best Hospitals." With the development and release of this annual report card, NORC and *U.S. News & World Report* aim to inform and guide patients and their doctors in making critical health care decisions.

The Index of Hospital Quality (IHQ) assesses hospital quality through analysis of the three fundamental dimensions of health care delivery: process, structure, and outcome. Neither structure, process, or outcome alone can accurately and completely represent the quality of care at a hospital. This sequence, as applied to hospitals, begins with the structural characteristics of an institution, carries through the process of care, and results in an outcome for the patient. To be most useful to the consumer and provider of care, the index — our application of the Donabedian paradigm^{1,2} of structure, process and outcomes — combines robust and sensitive measures of each of these dimensions for the universe of tertiary-care hospitals across a wide range of medical and surgical practice specialities. The Index of Hospital Quality draws from secondary data sources, such as the American Hospital Association's Annual Survey of Hospitals, to provide measurements along these quality dimensions. We continually strive to identify improved data sources, the sensitivity of the measures derived from those data sources, and the specificity of the measures used.

In 1999, our principal refinements of the index include: incorporation of an experiment to test the effectiveness of different response options and incentives on the survey response rate; incorporation of data from the Association of American Medical Colleges (an indicator of COTH membership); inclusion of specialty discharge figures for hormonal disorders and neurology and neurosurgery, and inclusion of the COTH indicator variable for gynecology; the inclusion of facilities that do not respond to the AHA survey using data averaged from the previous two years; the expansion of Appendix C to include a listing of the commonly referenced DGC counterparts to

the listed DRGs; the expansion of the published lists to include the top 50 hospitals, and revisions to the published names for some of the specialities.

Table 1 details the revised specialty names while the remaining refinements are described in detail in later sections of this report.

Table 1. Revised speciality names

Old Name	New Name
Cancer	Cancer
Cardiology and cardiac surgery	Cardiology and heart surgery
Endocrinology	Hormonal disorders
Gastroenterology	Digestive tract
Geriatrics	Geriatrics
Gynecology	Gynecology
Neurology and neurosurgery	Neurology and neurosurgery
Ophthalmology	Eyes
Orthopedics	Orthopedics
Otolaryngology	Ear, nose, and throat
Pediatrics	Pediatrics
Psychiatry	Psychiatry
Pulmonary disease	Respiratory disorders
Rehabilitation	Rehabilitation
Rheumatology	Rheumatology
Urology	Urology

Also in 1999, we examined the impact that hospital mergers have on our rankings. For this release, three new mergers (amongst hospitals previously ranked as independent entities) will appear on the lists:

- (1) Thomas Jefferson University Hospital
 - result of merger between Thomas Jefferson University Hospital and Methodist Hospital (Philadelphia)
- (2) New York Presbyterian Hospital
 - result of merger between Columbia-Presbyterian and Society of NY Hospital/Cornell (New York)
- (3) Clarian Health Partners
 - result of merger between Indiana University Medical Center and Methodist Hospital of Indiana (Indianapolis)

These three hospitals responded as single corporate entities, for the first time, in the 1997 AHA database. Because the 1997 AHA database is the most current release of hospital-level structural data, and thus the database used in this release of the survey, the structural component of our model accurately reflected these mergers. Reputation and mortality scores for these newly merged hospitals were treated as they were last year.

The following sections provide succinct descriptions of our definition of the universe of tertiary care hospitals; the definition of the structural components, the collection of the process measure; and the development of the standardized mortality rates. For ease of reference, the following table details the years from which our analytic data were taken. All data sources reflect the most currently available information.

Table 2. Data Source and Year

	Reputation	Structure	Outcome
Source:Year	NORC survey: 1997, 1998, 1999	AHA Annual Survey: 1997	HCFA (MEDPARS) Data: 1996, 1997

In the final section, we outline new directions anticipated for the index. For a more exhaustive review of the foundation as well as the development and use of the individual measures and the composite index, see "Best Hospitals: A Description of the Methodology for the Index of Hospital Quality."³

II. *The Index of Hospital Quality*

A. *Universe Definition*

We have implemented a two-stage approach to defining eligible hospitals for each of the IHQ specialty lists. First, in order to be identified as a tertiary care hospital, a hospital must meet at least one of the following criteria:

- COTH membership;
- medical school affiliation;
- a score of 9 or higher on our hospital-wide high-technology index
(see Appendix A);

Using this set of criteria, a total of 1,881 hospitals were identified as tertiary care hospitals and eligible for inclusion in any of the twelve IHQ rankings. However, due to survey non-response, data was not available for some of the 1,881 eligible hospitals. To allow for the inclusion of hospitals for which data reports could not be found in our primary data source (the 1997 American Hospital Association Annual Survey), we substituted an average of the two prior years of data for the missing data. This year, the affected hospitals were: (1) Stanford University Hospital; (2) University of California, San Francisco; (3) University Medical Center, Tucson, Ariz.; (4) Ochsner Foundation Hospital, New Orleans; (5) Loma Linda University Medical Center, Loma Linda, Calif.; and (6) New York University Medical Center. Thus, for these six hospitals, previously-reported structure scores (from the 1996 and 1995 releases of the AHA's annual survey) were averaged for the IHQ analysis in 1999. Though these hospitals were treated separately for the IHQ analysis, they were not affected for the four reputation-only lists.

Second, we created separate analytic universes for each of the 12 practice specialties using criteria such as specialty-specific technology, units, or facilities and a minimum number of discharges across appropriate related groups (see Figure 1).

Figure 1: 1999 Universe Definition by Specialty

<i>Specialty</i>	<i>Eligibility Criteria</i>	<i>Number of Hospitals</i>
Cancer	minimum of 494 discharges for relevant DRGs	428
Cardiology and Heart Surgery	have a cardiac catheterization lab, or offer open heart surgery, or offer angioplasty, and minimum of 393 surgical discharges for relevant DRGs	662
Hormonal Disorders	minimum of 364 discharges for relevant DRGs	426
Digestive Tract	minimum of 858 discharges for relevant DRGs	853
Geriatrics	score of 1 or more on the geriatrics service index, and minimum of 7,612 discharges for all DRGs	798
Gynecology	minimum of 75 discharges for relevant DRGs	830
Neurology and Neurosurgery	minimum of 610 discharges for relevant DRGs	854
Orthopedics	minimum of 582 discharges for relevant DRGs	849
Ear, nose, and throat	minimum of 41 discharges for relevant DRGs	857
Respiratory disorders	minimum of 923 discharges for relevant DRGs	852
Rheumatology	minimum of 23 discharges for relevant DRGs	866
Urology	minimum of 192 discharges for relevant DRGs	772

Note that we have not calculated scores for hospitals that provide care in eyes, pediatrics, psychiatry, and rehabilitation. Unfortunately, the data for robust and meaningful structural and outcomes measures are not available for these specialties. Thus, as shown in Appendix G, we rank hospitals in these specialties solely by reputation.

B. Composite Measure of Structure

The structural dimension defines the tools and environment available to individual care providers in treating a patient; it represents the possibilities of care for a patient and physician. Health services research provides overwhelming evidence supporting the use of a measure of structure in assessing quality of care. However, no prior research has revealed a single indicator of quality that summarizes all others or represents the structure construct alone. Thus, the structure component of the index must be represented by a composite variable comprising a set of structural indicators that are specialty-specific and weighted relative to each other.

For the 1999 index, all structural elements, with the exception of volume and COTH membership, are derived from the 1997 American Hospital Association Annual Survey of Hospitals Data Base and are described below. For specific mapping of variables to the AHA data elements, see Appendix B.

COTH membership This dichotomous variable indicates membership in the Council of Teaching Hospitals. It was obtained from the Association of American Medical Colleges.

Technology indices We have not changed the elements of the technology indices for any of the specialties from 1998. A complete list of the technologies considered for each specialty can be found in Appendix A.

Since the 1996 version of the index, we have allowed our technology indices to reflect the real cost of high technology services. While provision of a service within the hospital attended by the patient obviously benefits the patient, the cost of providing many services may not allow all hospitals to offer them. Many hospitals do, on the other hand, provide access to the technology through the hospital's health system, local community network, or through a formal contractual arrangement or joint venture with another provider in the local community. We have operationally defined this reality by giving hospitals that provide an *on-site* technology, such as ultrasound, a full point for that element; but hospitals that provide the same technology within the local community through some formal arrangement receive a half-point for each element. A hospital receives no more than one point for each element of the index.

Volume The volume measure equals the number of total medical, surgical, or, if appropriate, medical and surgical, discharges (in the appropriate specialty-specific DRG groupings) submitted

for HCFA reimbursement. Data from the two most recent years available (1996 and 1997) are pooled and used in our measure. DRG groupings are shown in Appendix C. Also displayed in Appendix C is the relationship between our selected DRGs and commonly referenced DGCs.

R.N.s to beds The number of beds is defined by the AHA as beds set up and staffed at the end of the reporting period. Only nurses who have graduated with R.N. degrees, from approved schools of nursing, and who are currently registered by their state, are considered. Nurses must be full-time (35 hours/week or more), and on staff. Thus, private-duty nurses, nursing staff whose salary is financed entirely by outside sources (e.g., an agency or a research grant, etc.), and L.P.N.s are not counted. Moreover, registered nurses more appropriately classified in other occupational categories (e.g., supervisory nurses, facility administrators, etc.) are not counted.

Trauma The addition of this variable further refined the measure of structure. In 1992, the survey of board-certified physicians ranked the presence of an emergency room and a hospital's trauma provider level highly on a list of hospital quality indicators (4th and 9th highest ranked indicators). Physicians in nine of the focus specialties ranked trauma as one of the top five indicators of quality. The indications of these specialists and resultant high factor loadings supported the inclusion of this data for cardiology and Heart Surgery, hormonal disorders, digestive tract, gynecology, neurology and neurosurgery, orthopedics, ear, nose, and throat, respiratory disorders, and urology.

The trauma indicator is dichotomous and reflects two variables from the AHA database (whether the hospital has a certified trauma center *in* the hospital and the level of the trauma center). To receive credit for trauma services, hospitals must provide either Level 1 or Level 2 trauma services in-hospital (as opposed to providing trauma services only as part of a health system, network, or joint venture). Level 1 trauma service is defined as "a regional resource trauma center, which is capable of providing total care for every aspect of injury and plays a leadership role in trauma research and education."⁴ Level 2 is defined by the AHA as "a community trauma center, which is capable of providing trauma care to all but the most severely injured patients who require highly specialized care."⁴

Discharge planning The three elements of discharge planning are patient education services, case management services, and patient representative services. To receive credit for a service, it must be provided in-hospital.

Service mix This indicator ranges from 0 to 10 points and comprises alcohol/drug abuse or dependency inpatient care, hospice, home health services, social work services, reproductive health services, psychiatric education services, women's health center/services, and psychiatric consultation/liaison services. Services must be provided within the hospital. We do not award a half-point for items in this measure.

Geriatric services This indicator ranges from 0 to 7 points and comprises arthritis treatment centers, adult day care programs, patient representative services, geriatric services, meals on wheels, assisted living, and transportation to health facilities. Again, to receive credit for a service, it must be provided in-hospital.

Gynecology services This indicator was introduced with the 1997 index.⁵ This measure provides a means to better rate the quality of services a hospital provides for its gynecological and obstetric patients. High factor loadings provide support to this variable's inclusion. With a range of 0 to 4, the services included are obstetric care, reproductive health care, birthing rooms, and women's health center. The half-point scheme used for the technology indices was not employed for this indicator.

To combine these structural variables, we weight the elements to create a final composite measure of structure. Using factor analysis, we force a one-factor solution and use the resultant loadings as "weight" values for each variable in the composite structure measure. The relative weight assigned to each element varies from specialty to specialty and from one release to the next within specialty. Figure 2 provides the factor weights assigned to each element for the 1999 release.

Figure 2: Factor Loading by Specialty

Specialty	COTH	Technical Indexes	Volume	R.N.s/ Beds	Trauma	Discharge Planning	Service Mix	Geriatric Services	Gynecology Services
Cancer	75	72	60	65					
Cardiology and heart surgery	73	56	64	56	53				
Hormonal disorders	74	55	54	62	64				
Digestive tract	72	58	58	57	60				
Geriatrics	63	60		37		54	67	60	
Gynecology	72	66	57	51	56				53
Neurology and neurosurgery	72	54	62	62	61				
Orthopedics	74	47	51	59	57				
Ear, nose, and throat	77	56	58	57	58				
Respiratory disorders	71	44	51	51	62	38			
Rheumatology	69	63		68		50			
Urology	74	61	67	58	53				

C. Process

The process dimension of the quality equation is the sum or net effect of physicians' clinical decision-making. Physicians' clinical choices about the use of medication or diagnostic tests, admission to the hospital or one of its units, and length of stay account for a large fraction of the outcomes experienced by patients. However, measurements of process on a national scale are extremely difficult to obtain. In order to measure process, we rely on an alternative measure to act as a proxy for "process." We contend that when a qualified expert identifies a hospital as one of the "best," he or she is, in essence, endorsing the process choices made at that hospital. Thus, we use the "nomination" of a hospital by a board-certified specialist as a measure of process. In order to collect these nominations, we conduct an annual survey of board-certified physicians. As in past releases, we have pooled nominations for the past three years (1996-98) to arrive at the process measure.

Survey sample The sample for the 1999 survey consists of 2,550 board-certified physicians selected from the American Medical Association's (AMA) Physician Masterfile of 684,414 physicians. From within the Masterfile, we selected a target population of 183,513 board-certified physicians who met the eligibility requirements listed in Figure 3. Stratifying by region and by specialty within region, we selected a sample of 150 physicians from each of 17 specialty areas for a total of 2,550 physicians. The final sample includes both non-federal and federal medical and osteopathic physicians residing in the 50 states and the District of Columbia. As shown in Figure 3, the list of specialties surveyed in 1999 includes, for the second time, nephrology. The decision to include nephrology reflects our efforts to continually increase the breadth of specialties assessed.

Eligibility requirements We defined a probability sample of physicians who could properly represent the 17 specialty groupings delineated by *U.S. News*. We used two rules of eligibility: one related to a mapping between the 17 specialties and the AMA's list of 85 self-designated specialties and the second related to a mapping between these 85 specialties and the 23 member boards of the American Boards of Medical Specialties (ABMS).

Under the first rule, we linked each of the 17 specialties to one or more relevant AMA specialties from the list of AMA self-designated practice specialty codes. Physicians who designated

a primary specialty in one of the 17 specialties were preliminarily eligible for the survey. Under the second rule, the physicians must also be certified by the corresponding member board of the ABMS. Figure 3 displays the correspondence between the specialty specified for *U.S. News & World Report*, AMA self-designated specialty, and the corresponding member board.

Figure 3: Physician Sample Mapping

U.S. NEWS SPECIALTY	AMA KEY CODE	AMA SELF-DESIGNATED	AMERICAN BOARD OF
Cancer	HEM/22 ON/24	Hematology Oncology	Internal medicine Internal medicine
Cardiology and heart surgery	CD/08 CDS/08	Cardiovascular diseases Cardiovascular surgery	Internal medicine Surgery
Hormonal disorders	END/14 DIA/12	Endocrinology Diabetes	Internal medicine Internal medicine
Digestive tract	GE/17	Gastroenterology	Internal medicine
Geriatrics	FPG/38 IMG/38	Geriatrics	Internal medicine
Gynecology	GYN/21 OBG/42	Gynecology Obstetrics & gynecology	Obstetrics & gynecology Obstetrics & gynecology
Neurology and neurosurgery	N/36 NS	Neurology Neurological surgery	Psychiatry & neurology
Nephrology	NEP	Nephrology	Internal Medicine
Eyes	OPH/46	Ophthalmology	Ophthalmology
Orthopedics	ORS/85	Orthopedic surgery	Orthopedic surgery
Ear, nose, and throat	OTO/48	Otolaryngology	Otolaryngology
Pediatrics	PD/55 ADL/01	Pediatrics Adolescent medicine	Pediatrics Pediatrics
Psychiatry	P/63	Psychiatry	Psychiatry & neurology
Respiratory disorders	PUD	Pulmonary diseases	Internal medicine
Rehabilitation	PM/62	Physical medicine & rehabilitation	Physical medicine & rehabilitation
Rheumatology	RHU/74	Rheumatology	Internal medicine
Urology	U/91	Urological surgery	Urology

Stratification To compensate for the widely varying number of eligible physicians across the targeted specialties, we used different probabilities of selection for each grouping and used proportionate stratification across the four United States Census regions (West, Northeast, South, and North Central). Within each of the 17 strata, we achieved a sample that was also geographically representative of the spread of physicians across the country.

1999 Physician Survey Sampled physicians were mailed a three-page questionnaire (see Appendix D), a cover letter, and a prepaid return envelope. We also included a token incentive in the form of a two-dollar bill. One week after the initial survey mail-out, a reminder postcard was sent to the sampled physicians. Four weeks following the reminder mailing, we sent the second mailing which included the questionnaire, a cover letter and a business reply envelope to all non-responding physicians. Five weeks after the second mailing, we re-sent the questionnaire for the last time. This third mailing was sent by Federal Express to non-responding physicians and included the questionnaire, a cover letter, a business reply envelope and if selected a postcard relating to one of the experiments.

Response rate One-thousand two hundred eighteen of the 2,400 1999-eligible physicians returned a useable questionnaire, yielding a response rate of 51.4 percent. Response rate is calculated as the ratio of completed interviews to all sampled cases. As is customary, any sample member who was found to be ineligible was omitted (from the denominator) during calculation of the response-rate. For the 1999 survey, the 150 nephrologists surveyed were not included in the sampled-case pool. Because three years of pooled data is required for our analyses, one more wave of nephrology data needs to be collected before the inclusion of that specialty. Thus, for the 1999 survey, the relevant total for all sampled physicians is 2,400: 150 physicians across 16 specialties. Figure 4 shows the response rates by specialty for the three years used for the 1999 index.

1999 Experiments NORC conducted three experiments during and shortly after the third (final) mailout of the physicians survey for the 1999 Best Hospitals project. Briefly, the experiments were: 1) a request for response by email, 2) an incentive that offered to make a charitable donation

in exchange for a response, and 3) follow-up interview attempts by telephone. The experiments were incorporated into the third mailing and had the common objective of increasing the overall response rate. Separately, each experiment was designed to test whether the particular response option or incentive served to increase the response rate of the medical specialties under examination. To accomplish this, we offered the response options or incentive to non-responding members of selected specialties and we designated comparable control groups for comparison purposes. Ultimately, the experiments had no discernable effect on the response rate: only a very few of the physicians chose to utilize the optional response mechanism or incentive. However, we believe that these options may be viable agents through which response rates may be increased and we will consider incorporating them into the first mailing of any subsequent round of this project.

Figure 4: Response Rate by Year (150 sampled physicians per specialty per year)

SPECIALTY	1997		1998		1999		3-year total	
	n	%	n	%	n	%	n	%
Cancer	69	46.0%	77	51.3%	70	47.0%	216	48.1%
Cardiology and heart surgery	61	40.7%	62	41.3%	62	42.2%	185	41.4%
Hormonal disorders	71	47.3%	85	56.7%	68	46.3%	224	50.1%
Digestive tract	69	46.0%	74	49.3%	71	47.3%	214	47.5%
Geriatrics	75	50.0%	92	61.3%	84	57.5%	251	56.3%
Gynecology	73	48.7%	89	59.3%	70	47.6%	232	51.9%
Neurology and neurosurgery	82	54.7%	85	56.7%	78	52.4%	245	54.6%
Eyes	72	48.0%	85	56.7%	75	50.3%	232	51.7%
Orthopedics	68	45.3%	86	57.3%	67	46.2%	221	49.6%
Ear, nose, and throat	73	48.7%	82	54.7%	82	55.0%	237	52.8%
Pediatrics	76	50.7%	83	55.3%	82	55.8%	241	53.9%
Psychiatry	73	48.7%	82	54.7%	78	52.7%	233	52.0%
Respiratory disorders	71	47.3%	76	50.7%	79	53.4%	226	50.5%
Rehabilitation	68	45.3%	81	54.0%	95	63.8%	244	54.4%
Rheumatology	83	55.3%	79	52.7%	85	56.7%	247	54.9%
Urology	72	48.0%	82	54.7%	72	48.6%	226	50.4%
TOTAL	1,156	48.2%	1,300	54.2%	1,218	51.4%	3,674	51.3%

Weighting The weighting was carried out in two steps. First, weights were assigned to physicians that reflected the probabilities of selection within specialty groups and the overall rates of response within these groups. Second, the weights from the first step were poststratified using the two-dimensional contingency table of specialty (16 categories) by census region (NE, NC, S, and W). To check the weights, we confirmed that the sum across the sample of the weights in each cell of the classifications (specialty x region) equaled the population size.

D. Outcome

Many health care professionals have decried the use of mortality rates due to limitations in the methods for risk-adjustment. Nonetheless, health services research strongly suggests that there is indeed a positive correlation between a better-than-average risk-adjusted mortality rate and overall quality.⁸⁻¹⁷ Based on these findings, we used an adjusted mortality rate as the outcome measure for our quality of care model. All predicted mortality rates were provided by Sachs Group of Evanston, Ill. using the All Patient Refined Diagnosis Related Group (APR-DRG) method designed by 3M Health Information Systems. The APR-DRG adjusts expected deaths for severity of illness by means of principle diagnosis and categories of secondary diagnoses. A detailed description of the full APR-DRG methodology is provided in Appendix E. The Sachs Group applied this method to the pooled 1996 and 1997 data set of reimbursement claims made to the HCFA by hospitals. These complete data sets were the most current available.

In 1999, we again investigated the specialty-specific DRG. The results of our investigations indicate that revisions were not necessary. The refinements from 1997, which focussed on fine tuning the ratio of medical and surgical procedures, removing procedures that have become more common-place since the initial definition of the ranges, and adding procedures that are now available for HCFA reimbursement, were sufficient. To avoid excessive influence of extremes on the final rankings, we continued to truncate the distribution of scores at an appropriate percentile between 90 and 99.

As in previous years, we used an "all-cases" mortality rate for four specialties (geriatrics, gynecology, ear, nose, and throat, and rheumatology) rather than a specialty specific rate. For these specialties, we elected to use the all-cases rate either because the number of hospitals with a

sufficient discharges in the particular DRG-grouping was too low, or the DRG groupings proved to be less robust than necessary. Please refer to Appendix C for a complete listing of the procedures used for each specialty specific rate.

E. The Calculation of the Index

The calculation of the index for every hospital within each specialty considers equally the three dimensions of quality of care: structure, process, and outcome. Although all three measures represent a specific aspect of quality, a single score not only provides an easier-to-use result, the synthesis yields a more accurate portrayal of overall quality than would the three aspects individually.

Therefore, in the final computation of scores for a particular specialty, the set of objective indicators used to represent structure, the nomination scores, and the mortality rates have been accorded arithmetically-equivalent importance.

The total formula for calculation of the specialty-specific IHQs is:

$$IHQ_i = \{(S_1 * F_1) + (S_2 * F_2) + (...S_n * F_n)\} + [P_i * F_{1-n}] + [M * F_{1-n}]$$

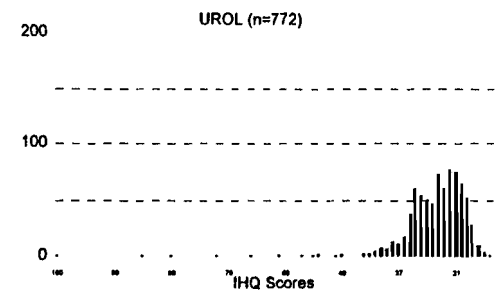
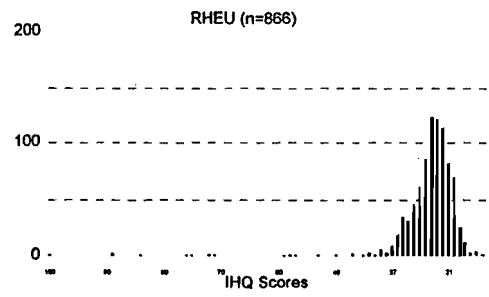
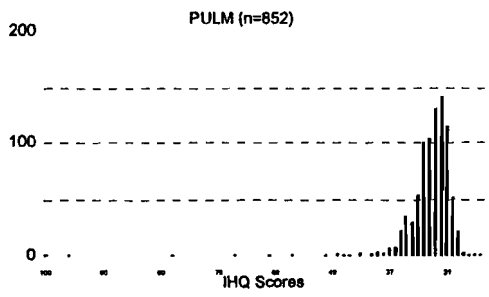
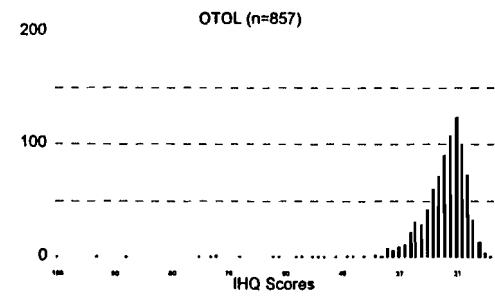
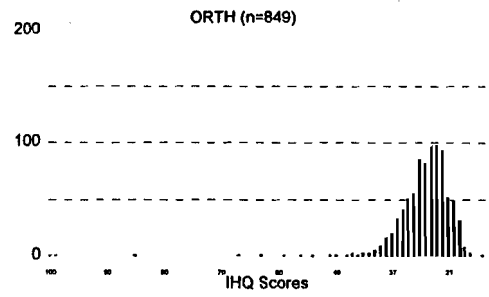
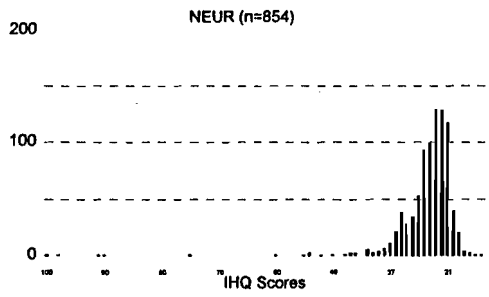
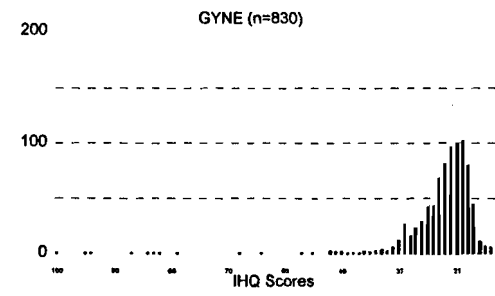
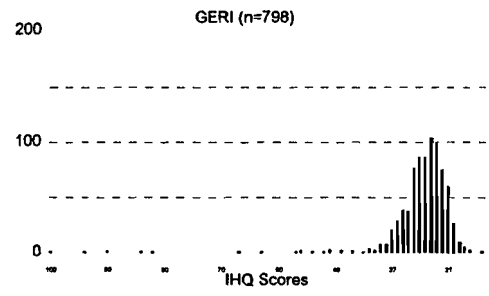
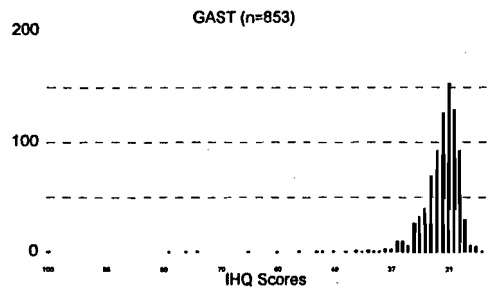
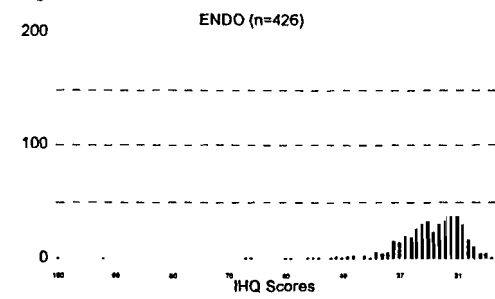
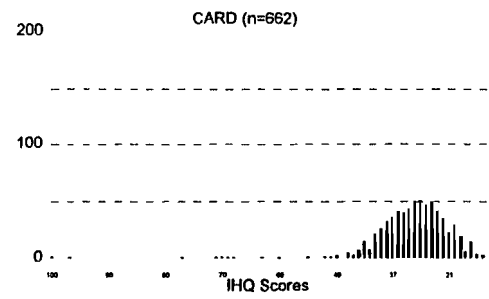
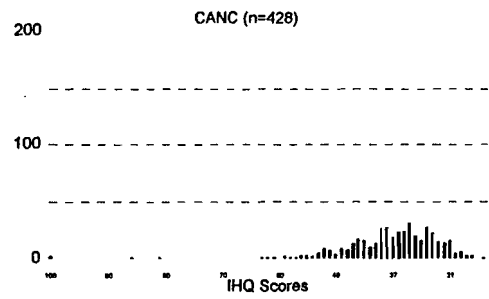
where:

- IHQ_i = Index for Hospital Quality for specialty *i*
- S_{1-n} = Structural indicators (STRUCTURE)
- F = Factor loading
- P = Nomination score (PROCESS)
- M = Standardized mortality ratio (OUTCOMES)

The general formula for the index scores for tertiary-level hospitals is the same as it began in 1993. Each of the three components--structure, process, and outcomes--is considered equally in the determination of the final, overall score. For presentation purposes, we standardized raw scores, then equated the raw IHQ scores as computed above to a 100-point scale, where the top hospital in each specialty received a score of 100.

By its nature, the index identifies the hospitals that truly are at the top of their craft. One conclusion that can be drawn from the curves of the scores (see Figure 5) is that among tertiary care facilities, there are a few extremely good hospitals, many competent hospitals that group together, and a few hospitals at the bottom end of the curve which, perhaps, need to devote more attention and resources toward improving the quality of care. Graphical representation of the curves for each specialty highlight the tendency of scores to cluster together around a value of 5 to 25. (Note that technical names are used for this graph. Please refer to Table 1 for a presentation of each specialty's technical and common name.) The small number of hospitals with a score clearly higher than the mean (a specialty-specific score more than one standard deviation above the mean) in each specialty clearly stand out as America's Best Hospitals, and the overwhelming majority of hospitals analyzed are solidly in the middle of the range of index scores.

Figure 5: 1999 Distribution of IHQ Score by Specialty



The mean and standard deviation of each of the 16 specialties are listed in Figure 6. Note that for the four reputation-only rankings, mean and standard deviation of the nominations score is presented. This data further illustrates that the spread of IHQ scores produces only a very small number of hospitals two and three standard deviations above the mean. Horizontal lines in each of the 16 specialty lists in Appendices F and G indicate the cutoff points of two and three standard deviations above the mean.

Although the four reputation-only specialties are ranked without the Index of Hospital Quality, standard deviations of the reputational scores are still useful in identifying truly superior hospitals (in terms of statistically relevant nomination scores).

Figure 6: Mean and Standard Deviations of IHQ and Reputational Scores

	Mean	Standard deviation	1 SD above the mean	2 SDs above the mean	3 SDs above the mean
<i>IHQ Score</i>					
<i>Cancer</i>	16.70	9.57	26.28	35.85	45.42
<i>Cardiology and heart surgery</i>	12.88	7.62	20.49	28.11	35.72
<i>Hormonal disorders</i>	11.49	8.00	19.49	27.49	35.49
<i>Digestive tract</i>	7.99	5.58	13.57	19.15	24.73
<i>Geriatrics</i>	11.11	6.66	17.76	24.42	31.07
<i>Gynecology</i>	9.18	7.88	17.06	24.94	32.82
<i>Neurology and neurosurgery</i>	10.01	6.49	16.50	22.99	29.48
<i>Orthopedics</i>	10.73	6.31	17.03	23.34	29.65
<i>Ear, nose, and throat</i>	9.01	6.81	15.82	22.64	29.45
<i>Respiratory disorders</i>	9.50	5.61	15.11	20.72	26.34
<i>Rheumatology</i>	9.88	6.45	16.33	22.79	29.24
<i>Urology</i>	10.14	6.55	16.69	23.25	29.80
<i>Reputational Score</i>					
<i>Eyes</i>	6.01	14.98	20.99	35.97	50.95
<i>Pediatrics</i>	2.92	6.60	9.52	16.12	22.72
<i>Psychiatry</i>	1.90	3.91	5.82	9.73	13.65
<i>Rehabilitation</i>	2.71	7.38	10.09	17.47	24.85

III. Directions for Future Releases

The US News Index has since its inception used the most rigorous methodology available to define, measure, and combine the components of quality incorporated in its construction. Over the next few years we are planning to subject each of the components [process, outcome, and structure] to a searching re-examination. We are aware that the skewed distribution of the reputation scores can appear to give an inappropriate advantage to hospitals that obtain a high percentage of nominations, and we will re-examine the way in which the reputation scores are

used to define the process score. We intend to test and evaluate different transformations of the raw scores to see whether a transformation would produce a superior measure. With regard to outcome, the refinement of definitions of non-fatal outcomes -particularly in some specialties -suggests that we should consider incorporating some of these measures in our construction of hospital outcome scores. We will continue to refine and develop our measures of technology for the structure component. Finally we will re-examine the way in which the three components are combined for the final index. There may be scope for improving the method of combining the components while maintaining the principle of equal weighting currently being applied.

We plan also to examine whether we can extend the evaluation of the four specialties currently ranked on reputation only to incorporate appropriate structure and outcome measures.

As in years past, we welcome the input and guidance of users of the index in defining new directions for the measures. Readers and users are encouraged to contact the authors with suggestions and questions.

References

1. Donabedian A. Evaluating the quality of medical care. *The Milbank Memorial Fund Quarterly*. 1966;44:166-203.
2. Donabedian A. Promoting quality through evaluating the process of patient care. *Med Care*. 1968;6:181.
3. Hill, CA., Winfrey, KL., Rudolph, BA. "Best Hospitals": A description of the methodology for the index of hospital quality. *Inquiry*. 1997; 34(1)80-90.
4. American Hospital Association. *1996 Annual Survey of Hospitals Data Base Documentation Manual*.
5. Ehrlich, RH, Hill CA, Winfrey, KL. *1997 Survey on Best Hospitals*. Chicago:NORC; 1997.
6. Hill CA, Winfrey, KL. *1995 Survey on Best Hospitals*. Chicago:NORC; 1995.
7. Palella, FJ Jr, Delaney KM, Moorman AC, Loveless MO, Fuhrer J, Satten GA, Aschman DJ, Holmberg SD. Declining Morbidity and Mortality Among Patients With Advanced Human Immunodeficiency Virus Infection. *N Engl J Med*. 1998;338:853-860.
8. United States Department of Health and Human Services. *Medicare hospital mortality information*. HCFA publication 01-002. Report prepared by Otis R. Bowen and William L. Roper. Washington, DC:USGPO; 1987.
9. Blumberg MS. Comments on HCFA hospital death rate statistical outliers. *HSR: Health Services Research*. 1987;21:715-40.
10. Dubois RW, Brook RH, Rogers WH. Adjusted hospital death rates: a potential screen or the quality of medical care. *AJPH*. 1987;77:1162-6.
11. Gillis KD, Hixson JS. Efficacy of statistical outlier analysis for monitoring quality of care. *Journal of Business and Economic Statistics*. 1991;9:241-52.
12. Green J, Wintfield N, Sharkey P, Passman LJ. The importance of severity of illness in assessing hospital mortality. *JAMA*. 1990;263:241-6.
13. Green J, Passman LJ, Wintfield N. Analyzing hospital mortality: the consequences of diversity in patient mix. *JAMA*. 1991;265:1849-53.

14. Greenfield S, Aronow HU, Elashoff RM, Watanabe D. Flaws in mortality data: the hazards of ignoring comorbid disease. *JAMA*. 1988;260:2253-7.
15. Rosen HM, Green BA. The HCFA excess mortality lists: a methodological critique. *Hospital and Health Services Administration*. 1987;2:119-24.
16. Flood AB, Scott WR. Conceptual and methodological issues in measuring the quality of care in hospitals. In *Hospital structure and performance*. Baltimore:Johns Hopkins University Press; 1987.
17. Iezzoni LI, Ash AS, Coffman GA, Moskowitz MA. Predicting in-hospital mortality: a comparison of severity measurement approaches. *Med Care*. 1992;30:347-59.

Appendix A

Technology Indices by Specialty

<p><i>All Hospital Index</i></p> <p><i>17 Elements (used to define eligible hospitals)</i></p>	<i>Angioplasty</i>
	<i>Cardiac Catheterization Lab</i>
	<i>Cardiac Intensive Care Beds</i>
	<i>Computed Tomography Scanner</i>
	<i>Diagnostic Radioisotope Facility</i>
	<i>Diagnostic Mammography Services</i>
	<i>Extracorporeal Shock Wave Lithotripter</i>
	<i>Magnetic Resonance Imaging</i>
	<i>Medical/Surgical Intensive Care</i>
	<i>Neonatal Intensive Care Beds</i>
	<i>Open Heart Surgery</i>
	<i>Pediatric Intensive Care Beds</i>
	<i>Positron Emissions Tomography Scanner</i>
	<i>Reproductive Health</i>
	<i>Single Photon Emissions Computed Tomography</i>
	<i>Ultrasound</i>
	<i>X-ray Radiation Therapy</i>

<p><i>Cancer</i></p> <p><i>7 Elements</i></p>	<i>Computed Tomography Scanner</i>
	<i>Magnetic Resonance Imaging</i>
	<i>Oncology Services</i>
	<i>Pediatric Intensive Care</i>
	<i>Positron Emissions Tomography Scanner</i>
	<i>Single Photon Emissions Computed Tomography</i>
	<i>X-ray Radiation Therapy</i>

<p><i>Cardiology and heart surgery</i></p> <p>9 Elements</p>	<i>Angioplasty</i>
	<i>Cardiac Catheterization Lab</i>
	<i>Cardiac Intensive Care</i>
	<i>Computed Tomography Scanner</i>
	<i>Magnetic Resonance Imaging</i>
	<i>Open Heart Surgery</i>
	<i>Positron Emissions Tomography Scanner</i>
	<i>Single Photon Emissions Computed Tomography</i>
	<i>Ultrasound</i>

<p><i>Hormonal disorders</i></p> <p>7 Elements</p>	<i>Computed Tomography Scanner</i>
	<i>Diagnostic Radioisotope Facility</i>
	<i>Magnetic Resonance Imaging</i>
	<i>Positron Emissions Tomography Scanner</i>
	<i>Single Photon Emissions Computed Tomography</i>
	<i>Ultrasound</i>
	<i>X-ray Radiation Therapy</i>

<p><i>Digestive tract</i></p> <p>8 Elements</p>	<i>Computed Tomography Scanner</i>
	<i>Diagnostic Radioisotope Facility</i>
	<i>Extracorporeal Shock Wave Lithotripter</i>
	<i>Magnetic Resonance Imaging</i>
	<i>Positron Emissions Tomography Scanner</i>
	<i>Single Photon Emissions Computed Tomography</i>
	<i>Ultrasound</i>
	<i>X-ray Radiation Therapy</i>

<p><i>Geriatrics</i></p> <p><i>8 Elements</i></p>	<i>Cardiac Catheterization Lab</i>
	<i>Cardiac Intensive Care</i>
	<i>Computed Tomography Scanner</i>
	<i>Magnetic Resonance Imaging</i>
	<i>Positron Emissions Tomography Scanner</i>
	<i>Single Photon Emissions Computed Tomography</i>
	<i>Ultrasound</i>
	<i>X-ray Radiation Therapy</i>

<p><i>Gynecology</i></p> <p><i>8 Elements</i></p>	<i>Computed Tomography Scanner</i>
	<i>Diagnostic Mammography Services</i>
	<i>Magnetic Resonance Imaging</i>
	<i>Neonatal Intensive Care</i>
	<i>Positron Emissions Tomography Scanner</i>
	<i>Single Photon Emissions Computed Tomography</i>
	<i>Ultrasound</i>
	<i>X-ray Radiation Therapy</i>

<p><i>Neurology and neurosurgery</i></p> <p><i>7 Elements</i></p>	<i>Computed Tomography Scanner</i>
	<i>Diagnostic Radioisotope Facility</i>
	<i>Magnetic Resonance Imaging</i>
	<i>Positron Emissions Tomography Scanner</i>
	<i>Single Photon Emissions Computed Tomography</i>
	<i>Ultrasound</i>
	<i>X-ray Radiation Therapy</i>

<p><i>Orthopedics</i></p> <p><i>5 Elements</i></p>	<i>Computed Tomography Scanner</i>
	<i>Magnetic Resonance Imaging</i>
	<i>Positron Emissions Tomography Scanner</i>
	<i>Single Photon Emissions Computed Tomography</i>
	<i>Ultrasound</i>

<p><i>Ear, nose, and throat</i></p> <p><i>5 Elements</i></p>	<i>Computed Tomography Scanner</i>
	<i>Magnetic Resonance Imaging</i>
	<i>Positron Emissions Tomography Scanner</i>
	<i>Single Photon Emissions Computed Tomography</i>
	<i>X-ray Radiation Therapy</i>

<p><i>Respiratory disorders</i></p> <p><i>4 elements</i></p>	<i>Computed Tomography Scanner</i>
	<i>Diagnostic Radioisotope Facility</i>
	<i>Radiation Therapy</i>
	<i>Ultrasound</i>

<p><i>Rheumatology</i></p> <p><i>5 Elements</i></p>	<i>Computed Tomography Scanner</i>
	<i>Magnetic Resonance Imaging</i>
	<i>Positron Emissions Tomography Scanner</i>
	<i>Single Photon Emissions Computed Tomography</i>
	<i>Ultrasound</i>

Urology 8 Elements	<i>Extracorporeal Shock Wave Lithotripter</i>
	<i>X-ray Radiation Therapy</i>
	<i>Computed Tomography Scanner</i>
	<i>Diagnostic Radioisotope Facility</i>
	<i>Magnetic Resonance Imaging</i>
	<i>Positron Emissions Tomography Scanner</i>
	<i>Single Photon Emissions Computed Tomography</i>
	<i>Ultrasound</i>

Appendix B

Structural Variable Map

The following variables, used to construct structural elements of the 1999 IHQ, were taken from the 1997 Annual Survey of Hospitals Data Base published by the American Hospital Association.

ALL HOSPITAL INDEX - used to define hospital eligibility

1 point if ANGIOHOS=1, half point if ANGIOSYS, ANGIONET, or ANGIOVEN=1
1 point if CCLABHOS=1, half point if CCLABSYS, CCLABNET, or CCLABVEN=1
1 point if CICBDHOS=1, half point if CICBDSYS, CICBDNET, or CICBDVEN=1
1 point if CTSCNHOS=1, half point if CTSCNSYS, CTSCNNET, or CTSCNVEN=1
1 point if DRADFHOS=1, half point if DRADFSYS, DRADFNET, or DRADFVEN=1
1 point if ESWLHOS=1, half point if ESWLSYS, ESWLNET, or ESWLVEN=1
1 point if MAMMOSHOS=1, half point if MAMMSSYS, MAMMSNET, or MAMMSVEN=1
1 point if MRIHOS=1, half point if MRISYS, MRINET, or MRIVEN=1
1 point if MSICHOS=1, half point if MSICSYS, MSICNET, or MSICVEN=1
1 point if NICBDHOS=1, half point if NICBDSYS, NICBDNET, or NICBDVEN=1
1 point if OHSRGHOS=1, half point if OHSRGSYS, OHSRGNET, or OHSRGVEN=1
1 point if PEDBDHOS=1, half point if PEDBDSYS, PEDBDNET, or PEDBDVEN=1
1 point if PETHOS=1, half point if PETSYS, PETNET, or PETVEN=1
1 point if RADTHHOS=1, half point if RADTHSYS, RADTHNET, or RADTHVEN=1
1 point if REPROHOS=1, half point if REPROSYS, REPRONET, or REPROVEN=1
1 point if SPECTHOS=1, half point if SPECTSYS, SPECTNET, or SPECTVEN=1
1 point if ULTSNHOS=1, half point if ULTSNSYS, ULTSNNET, or ULTSNVEN=1

Cancer Technology Index

1 point if CTSCNHOS=1, half point if CTSCNSYS, CTSCNNET, or CTSCNVEN=1
1 point if MRIHOS=1, half point if MRISYS, MRINET, or MRIVEN=1
1 point if ONCOLHOS=1, half point if ONCOLSYS, ONCOLNET, or ONCOLVEN=1
1 point if PEDICHOS=1, half point if PEDICSYS, PEDICNET, or PEDICVEN=1
1 point if PETHOS=1, half point if PETSYS, PETNET, or PETVEN=1
1 point if RADTHHOS=1, half point if RADTHSYS, RADTHNET, or RADTHVEN=1
1 point if SPECTHOS=1, half point if SPECTSYS, SPECTNET, or SPECTVEN=1

Cardiology and heart surgery Technology Index

1 point if ANGIOHOS=1, half point if ANGIOSYS, ANGIONET, or ANGIOVEN=1
1 point if CCLABHOS=1, half point if CCLABSYS, CCLABNET, or CCLABVEN=1
1 point if CICHOS=1, half point if CICSYS, CICNET, or CICVEN=1
1 point if CTSCNHOS=1, half point if CTSCNSYS, CTSCNNET, or CTSCNVEN=1
1 point if MRIHOS=1, half point if MRISYS, MRINET, or MRIVEN=1
1 point if OHSRGHOS=1, half point if OHSRGSYS, OHSRGNET, or OHSRGVEN=1
1 point if PETHOS=1, half point if PETSYS, PETNET, or PETVEN=1
1 point if SPECTHOS=1, half point if SPECTSYS, SPECTNET, or SPECTVEN=1
1 point if ULTSNHOS=1, half point if ULTSNSYS, ULTSNNET, or ULTSNVEN=1

Hormonal disorders Technology Index

1 point if CTSCNHOS=1, half point if CTSCNSYS, CTSCNNET, or CTSCNVEN=1
1 point if DRADFHOS=1, half point if DRADFSYS, DRADFNET, or DRADFVEN=1
1 point if MRIHOS=1, half point if MRISYS, MRINET, or MRIVEN=1
1 point if PETHOS=1, half point if PETSYS, PETNET, or PETVEN=1
1 point if RADTHHOS=1, half point if RADTHSYS, RADTHNET, or RADTHVEN=1
1 point if SPECTHOS=1, half point if SPECTSYS, SPECTNET, or SPECTVEN=1
1 point if ULTSNHOS=1, half point if ULTSNSYS, ULTSNNET, or ULTSNVEN=1

Digestive tract Technology Index

1 point if CTSCNHOS=1, half point if CTSCNSYS, CTSCNNET, or CTSCNVEN=1
1 point if DRADFHOS=1, half point if DRADFSYS, DRADFNET, or DRADFVEN=1
1 point if ESWLHOS=1, half point if ESWLSYS, ESWLNET, or ESWLVEN=1
1 point if MRIHOS=1, half point if MRISYS, MRINET, or MRIVEN=1
1 point if PETHOS=1, half point if PETSYS, PETNET, or PETVEN=1
1 point if RADTHHOS=1, half point if RADTHSYS, RADTHNET, or RADTHVEN=1
1 point if SPECTHOS=1, half point if SPECTSYS, SPECTNET, or SPECTVEN=1
1 point if ULTSNHOS=1, half point if ULTSNSYS, ULTSNNET, or ULTSNVEN=1

Geriatrics Technology Index

1 point if CCLABHOS=1, half point if CCLABSYS, CCLABNET, or CCLABVEN=1
1 point if CICHOS=1, half point if CICSYS, CICNET, or CICVEN=1
1 point if CTSCNHOS=1, half point if CTSCNSYS, CTSCNNET, or CTSCNVEN=1
1 point if MRIHOS=1, half point if MRISYS, MRINET, or MRIVEN=1
1 point if PETHOS=1, half point if PETSYS, PETNET, or PETVEN=1
1 point if RADTHHOS=1, half point if RADTHSYS, RADTHNET, or RADTHVEN=1
1 point if SPECTHOS=1, half point if SPECTSYS, SPECTNET, or SPECTVEN=1
1 point if ULTSNHOS=1, half point if ULTSNSYS, ULTSNNET, or ULTSNVEN=1

Gynecology Technology Index

1 point if CTSCNHOS=1, half point if CTSCNSYS, CTSCNNET, or CTSCNVEN=1
1 point if MAMMSSHOS=1, half point if MAMMSSYS, MAMMSNET, or MAMMSVEN=1
1 point if MRIHOS=1, half point if MRISYS, MRINET, or MRIVEN=1
1 point if NICHOS=1, half point if NICSYS, NICNET, or NICVEN=1
1 point if PETHOS=1, half point if PETSYS, PETNET, or PETVEN=1
1 point if RADTHHOS=1, half point if RADTHSYS, RADTHNET, or RADTHVEN=1
1 point if SPECTHOS=1, half point if SPECTSYS, SPECTNET, or SPECTVEN=1
1 point if ULTSNHOS=1, half point if ULTSNSYS, ULTSNNET, or ULTSNVEN=1

Neurology and neurosurgery Technology Index

1 point if CTSCNHOS=1, half point if CTSCNSYS, CTSCNNET, or CTSCNVEN=1
1 point if DRADFHOS=1, half point if DRADFSYS, DRADFNET, or DRADFVEN=1
1 point if MRIHOS=1, half point if MRISYS, MRINET, or MRIVEN=1
1 point if PETHOS=1, half point if PETSYS, PETNET, or PETVEN=1
1 point if RADTHHOS=1, half point if RADTHSYS, RADTHNET, or RADTHVEN=1
1 point if SPECTHOS=1, half point if SPECTSYS, SPECTNET, or SPECTVEN=1
1 point if ULTSNHOS=1, half point if ULTSNSYS, ULTSNNET, or ULTSNVEN=1

Orthopedics Technology Index

- 1 point if CTSCNHOS=1, half point if CTSCNSYS, CTSCNNET, or CTSCNVEN=1
- 1 point if MRIHOS=1, half point if MRISYS, MRINET, or MRIVEN=1
- 1 point if PETHOS=1, half point if PETSYS, PETNET, or PETVEN=1
- 1 point if SPECTHOS=1, half point if SPECTSYS, SPECTNET, or SPECTVEN=1
- 1 point if ULTSNHOS=1, half point if ULTSNSYS, ULTSNNET, or ULTSNVEN=1

Ear, nose, and throat Technology Index

- 1 point if CTSCNHOS=1, half point if CTSCNSYS, CTSCNNET, or CTSCNVEN=1
- 1 point if MRIHOS=1, half point if MRISYS, MRINET, or MRIVEN=1
- 1 point if PETHOS=1, half point if PETSYS, PETNET, or PETVEN=1
- 1 point if RADTHHOS=1, half point if RADTHSYS, RADTHNET, or RADTHVEN=1
- 1 point if SPECTHOS=1, half point if SPECTSYS, SPECTNET, or SPECTVEN=1

Respiratory disorders Technology Index

- 1 point if CTSCNHOS=1, half point if CTSCNSYS, CTSCNNET, or CTSCNVEN=1
- 1 point if DRADFHOS=1, half point if DRADFSYS, DRADFNET, or DRADFVEN=1
- 1 point if RADTHHOS=1, half point if RADTHSYS, RADTHNET, or RADTHVEN=1
- 1 point if ULTSNHOS=1, half point if ULTSNSYS, ULTSNNET, or ULTSNVEN=1

Rheumatology Technology Index

- 1 point if CTSCNHOS=1, half point if CTSCNSYS, CTSCNNET, or CTSCNVEN=1
- 1 point if MRIHOS=1, half point if MRISYS, MRINET, or MRIVEN=1
- 1 point if PETHOS=1, half point if PETSYS, PETNET, or PETVEN=1
- 1 point if SPECTHOS=1, half point if SPECTSYS, SPECTNET, or SPECTVEN=1
- 1 point if ULTSNHOS=1, half point if ULTSNSYS, ULTSNNET, or ULTSNVEN=1

Urology Technology Index

- 1 point if CTSCNHOS=1, half point if CTSCNSYS, CTSCNNET, or CTSCNVEN=1
- 1 point if DRADFHOS=1, half point if DRADFSYS, DRADFNET, or DRADFVEN=1
- 1 point if ESWLHOS=1, half point if ESWLSYS, ESWLNET, or ESWLVEN=1
- 1 point if MRIHOS=1, half point if MRISYS, MRINET, or MRIVEN=1
- 1 point if PETHOS=1, half point if PETSYS, PETNET, or PETVEN=1
- 1 point if RADTHHOS=1, half point if RADTHSYS, RADTHNET, or RADTHVEN=1
- 1 point if SPECTHOS=1, half point if SPECTSYS, SPECTNET, or SPECTVEN=1
- 1 point if ULTSNHOS=1, half point if ULTSNSYS, ULTSNNET, or ULTSNVEN=1

Discharge Planning

- 1 point if CMNGTHOS=1
- 1 point if PATEDHOS=1
- 1 point if PATRPHOS=1

Geriatric Services

- 1 point if ADULTHOS=1
- 1 point if ARTHCHOS=1
- 1 point if ASSTLHOS=1
- 1 point if GERSVHOS=1
- 1 point if MEALSHOS=1
- 1 point if PATRPHOS=1
- 1 point if TPORTHOS=1

Gynecology Services

- 1 point if BROOMHOS=1
- 1 point if OBLEV=2 or 3 and OBHOS=1
- 1 point if REPROHOS=1
- 1 point if WOMHCHOS=1

Service Mix

- 1 point if ALCHHOS=1
- 1 point if COUTRHOS=1
- 1 point if HOMEHHOS=1
- 1 point if HOSPCHOS=1
- 1 point if PSYEDHOS=1
- 1 point if PSYLSHOS=1
- 1 point if REPROHOS=1
- 1 point if SOCWKHOS=1
- 1 point if WOMHCHOS=1

COTH

"Yes" if MAPP8=1

R.N.'s to Beds

Full-time Registered Nurses (FTRNTF)
divided by Total Hospital Beds
(HOSPBD)

Trauma

"Yes" if TRAUML90=1 or 2 and
TRAUMHOS=1

Appendix C

Diagnosis-Related Group (DRG) Groupings by Specialty with DRG and DGC Mappings

Cancer

DRG #10	NERVOUS SYSTEM NEOPLASMS W CC
DRG #11	NERVOUS SYSTEM NEOPLASMS W/O CC
DRG #64	EAR, NOSE, MOUTH & THROAT MALIGNANCY
DRG #82	RESPIRATORY NEOPLASMS
DRG #172	DIGESTIVE MALIGNANCY W CC
DRG #173	DIGESTIVE MALIGNANCY W/O CC
DRG #199	HEPATOBIILIARY DIAGNOSTIC PROCEDURE FOR MALIGNANCY
DRG #203	MALIGNANCY OF HEPATOBIILIARY SYSTEM OR PANCREAS
	PATHOLOGICAL FRACTURES & MUSCULOSKELETAL & CONN TISS
DRG #239	MALIGNANCY
DRG #257	TOTAL MASTECTOMY FOR MALIGNANCY W CC
DRG #258	TOTAL MASTECTOMY FOR MALIGNANCY W/O CC
DRG #259	SUBTOTAL MASTECTOMY FOR MALIGNANCY W CC
DRG #260	SUBTOTAL MASTECTOMY FOR MALIGNANCY W/O CC
DRG #274	MALIGNANT BREAST DISORDERS W CC
DRG #275	MALIGNANT BREAST DISORDERS W/O CC
DRG #338	TESTES PROCEDURES, FOR MALIGNANCY
DRG #344	OTHER MALE REPRODUCTIVE SYSTEM O.R. PROCEDURES FOR MALIGNANCY
DRG #346	MALIGNANCY, MALE REPRODUCTIVE SYSTEM, W CC
DRG #347	MALIGNANCY, MALE REPRODUCTIVE SYSTEM, W/O CC
DRG #354	UTERINE,ADNEXA PROC FOR NON-OVARIAN/ADNEXAL MALIG W CC
DRG #355	UTERINE,ADNEXA PROC FOR NON-OVARIAN/ADNEXAL MALIG W/O CC
DRG #357	UTERINE & ADNEXA PROC FOR OVARIAN OR ADNEXAL MALIGNANCY
DRG #366	MALIGNANCY, FEMALE REPRODUCTIVE SYSTEM W CC
DRG #367	MALIGNANCY, FEMALE REPRODUCTIVE SYSTEM W/O CC
DRG #400	LYMPHOMA & LEUKEMIA W MAJOR O.R. PROCEDURE
DRG #401	LYMPHOMA & NON-ACUTE LEUKEMIA W OTHER O.R. PROC W CC
DRG #402	LYMPHOMA & NON-ACUTE LEUKEMIA W OTHER O.R. PROC W/O CC
DRG #403	LYMPHOMA & NON-ACUTE LEUKEMIA W CC
DRG #404	LYMPHOMA & NON-ACUTE LEUKEMIA W/O CC
DRG #405	ACUTE LEUKEMIA W/O MAJOR O.R. PROCEDURE AGE 0-17
DRG #409	RADIOTHERAPY
DRG #410	CHEMOTHERAPY W/O ACUTE LEUKEMIA AS SECONDARY DIAGNOSIS
DRG #411	HISTORY OF MALIGNANCY W/O ENDOSCOPY
DRG #412	HISTORY OF MALIGNANCY W ENDOSCOPY
DRG #413	OTHER MYELOPROLIF DIS OR POORLY DIFF NEOPL DIAG W CC
DRG #414	OTHER MYELOPROLIF DIS OR POORLY DIFF NEOPL DIAG W/O CC
DRG #473	ACUTE LEUKEMIA W/O MAJOR O.R. PROCEDURE AGE >17
DRG #492	CHEMOTHERAPY W ACUTE LEUKEMIA AS SECONDARY DIAGNOSIS

Cardiology and heart surgery

DRG #103	HEART TRANSPLANT
DRG #104	CARDIAC VALVE PROCEDURES W CARDIAC CATH
DRG #105	CARDIAC VALVE PROCEDURES W/O CARDIAC CATH
DRG #106	CORONARY BYPASS W CARDIAC CATH
DRG #107	CORONARY BYPASS W/O CARDIAC CATH
DRG #108	OTHER CARDIOTHORACIC PROCEDURES
DRG #110	MAJOR CARDIOVASCULAR PROCEDURES W CC
DRG #111	MAJOR CARDIOVASCULAR PROCEDURES W/O CC
DRG #112	PERCUTANEOUS CARDIOVASCULAR PROCEDURES
DRG #115	PERM CARDIAC PACEMAKER IMPLANT W AMI, HEART FAILURE OR SHOCK
DRG #116	OTH PERM CARDIAC PACEMAKER IMPLANT OR AICD LEAD OR GENERATOR PRO
DRG #117	CARDIAC PACEMAKER REVISION EXCEPT DEVICE REPLACEMENT
DRG #118	CARDIAC PACEMAKER DEVICE REPLACEMENT
DRG #121	CIRCULATORY DISORDERS W AMI & C.V. COMP DISCH ALIVE
DRG #122	CIRCULATORY DISORDERS W AMI W/O C.V. COMP DISCH ALIVE
DRG #123	CIRCULATORY DISORDERS W AMI, EXPIRED
DRG #126	ACUTE & SUBACUTE ENDOCARDITIS
DRG #127	HEART FAILURE & SHOCK
DRG #128	DEEP VEIN THROMBOPHLEBITIS
DRG #129	CARDIAC ARREST, UNEXPLAINED
DRG #130	PERIPHERAL VASCULAR DISORDERS W CC
DRG #131	PERIPHERAL VASCULAR DISORDERS W/O CC
DRG #132	ATHEROSCLEROSIS W CC
DRG #133	ATHEROSCLEROSIS W/O CC
DRG #135	CARDIAC CONGENITAL & VALVULAR DISORDERS AGE >17 W CC
DRG #136	CARDIAC CONGENITAL & VALVULAR DISORDERS AGE >17 W/O CC
DRG #137	CARDIAC CONGENITAL & VALVULAR DISORDERS AGE 0-17
DRG #138	CARDIAC ARRHYTHMIA & CONDUCTION DISORDERS W CC
DRG #139	CARDIAC ARRHYTHMIA & CONDUCTION DISORDERS W/O CC
DRG #140	ANGINA PECTORIS
DRG #141	SYNCOPE & COLLAPSE W CC
DRG #142	SYNCOPE & COLLAPSE W/O CC
DRG #144	OTHER CIRCULATORY SYSTEM DIAGNOSES W CC
DRG #145	OTHER CIRCULATORY SYSTEM DIAGNOSES W/O CC

Hormonal disorders

DRG #286	ADRENAL & PITUITARY PROCEDURES
DRG #287	SKIN GRAFTS & WOUND DEBRID FOR ENDOC, NUTRIT & METAB DISORDERS
DRG #288	O.R. PROCEDURES FOR OBESITY
DRG #289	PARATHYROID PROCEDURES
DRG #290	THYROID PROCEDURES
DRG #292	OTHER ENDOCRINE, NUTRIT & METAB O.R. PROC W CC
DRG #293	OTHER ENDOCRINE, NUTRIT & METAB O.R. PROC W/O CC
DRG #294	DIABETES AGE >35
DRG #295	DIABETES AGE 0-35
DRG #296	NUTRITIONAL & MISC METABOLIC DISORDERS AGE >17 W CC
DRG #297	NUTRITIONAL & MISC METABOLIC DISORDERS AGE >17 W/O CC
DRG #298	NUTRITIONAL & MISC METABOLIC DISORDERS AGE 0-17
DRG #299	INBORN ERRORS OF METABOLISM
DRG #300	ENDOCRINE DISORDERS W CC
DRG #301	ENDOCRINE DISORDERS W/O CC

Digestive tract

DRG #146	RECTAL RESECTION W CC
DRG #147	RECTAL RESECTION W/O CC
DRG #148	MAJOR SMALL & LARGE BOWEL PROCEDURES W CC
DRG #149	MAJOR SMALL & LARGE BOWEL PROCEDURES W/O CC
DRG #150	PERITONEAL ADHESIOLYSIS W CC
DRG #151	PERITONEAL ADHESIOLYSIS W/O CC
DRG #152	MINOR SMALL & LARGE BOWEL PROCEDURES W CC
DRG #153	MINOR SMALL & LARGE BOWEL PROCEDURES W/O CC
DRG #154	STOMACH, ESOPHAGEAL & DUODENAL PROCEDURES AGE >17 W CC
DRG #155	STOMACH, ESOPHAGEAL & DUODENAL PROCEDURES AGE >17 W/O CC
DRG #156	STOMACH, ESOPHAGEAL & DUODENAL PROCEDURES AGE 0-17
DRG #170	OTHER DIGESTIVE SYSTEM O.R. PROCEDURES W CC
DRG #171	OTHER DIGESTIVE SYSTEM O.R. PROCEDURES W/O CC
DRG #174	G.I. HEMORRHAGE W CC
DRG #175	G.I. HEMORRHAGE W/O CC
DRG #176	COMPLICATED PEPTIC ULCER
DRG #177	UNCOMPLICATED PEPTIC ULCER W CC
DRG #178	UNCOMPLICATED PEPTIC ULCER W/O CC
DRG #179	INFLAMMATORY BOWEL DISEASE
DRG #180	G.I. OBSTRUCTION W CC
DRG #181	G.I. OBSTRUCTION W/O CC
DRG #182	ESOPHAGITIS, GASTROENT & MISC DIGEST DISORDERS AGE >17 W CC
DRG #183	ESOPHAGITIS, GASTROENT & MISC DIGEST DISORDERS AGE >17 W/O CC

DRG #184	ESOPHAGITIS, GASTROENT & MISC DIGEST DISORDERS AGE 0-17
DRG #188	OTHER DIGESTIVE SYSTEM DIAGNOSES AGE >17 W CC
DRG #189	OTHER DIGESTIVE SYSTEM DIAGNOSES AGE >17 W/O CC
DRG #190	OTHER DIGESTIVE SYSTEM DIAGNOSES AGE 0-17
DRG #191	PANCREAS, LIVER & SHUNT PROCEDURES W CC
DRG #192	PANCREAS, LIVER & SHUNT PROCEDURES W/O CC
DRG #193	BILIARY TRACT PROC EXCEPT ONLY CHOLECYST W OR W/O C.D.E. W CC
DRG #194	BILIARY TRACT PROC EXCEPT ONLY CHOLECYST W OR W/O C.D.E. W/O CC
DRG #195	CHOLECYSTECTOMY W C.D.E. W CC
DRG #196	CHOLECYSTECTOMY W C.D.E. W/O CC
DRG #197	CHOLECYSTECTOMY EXCEPT BY LAPAROSCOPE W/O C.D.E. W CC
DRG #198	CHOLECYSTECTOMY EXCEPT BY LAPAROSCOPE W/O C.D.E. W/O CC
DRG #200	HEPATOBIILIARY DIAGNOSTIC PROCEDURE FOR NON-MALIGNANCY
DRG #201	OTHER HEPATOBIILIARY OR PANCREAS O.R. PROCEDURES
DRG #202	CIRRHOSIS & ALCOHOLIC HEPATITIS
DRG #204	DISORDERS OF PANCREAS EXCEPT MALIGNANCY
DRG #205	DISORDERS OF LIVER EXCEPT MALIG,CIRR,ALC HEPA W CC
DRG #206	DISORDERS OF LIVER EXCEPT MALIG,CIRR,ALC HEPA W/O CC
DRG #207	DISORDERS OF THE BILIARY TRACT W CC
DRG #208	DISORDERS OF THE BILIARY TRACT W/O CC
DRG #493	LAPAROSCOPIC CHOLECYSTECTOMY W/O C.D.E. W CC
DRG #494	LAPAROSCOPIC CHOLECYSTECTOMY W/O C.D.E. W/O CC

Geriatrics

ALL CASES

Gynecology

DRG #353	PELVIC EVISCERATION, RADICAL HYSTERECTOMY & RADICAL VULVECTOMY
DRG #356	FEMALE REPRODUCTIVE SYSTEM RECONSTRUCTIVE PROCEDURES
DRG #358	UTERINE & ADNEXA PROC FOR NON-MALIGNANCY W CC
DRG #359	UTERINE & ADNEXA PROC FOR NON-MALIGNANCY W/O CC
DRG #360	VAGINA, CERVIX & VULVA PROCEDURES
DRG #361	LAPAROSCOPY & INCISIONAL TUBAL INTERRUPTION
DRG #362	ENDOSCOPIC TUBAL INTERRUPTION
DRG #363	D&C, CONIZATION & RADIO-IMPLANT, FOR MALIGNANCY
DRG #364	D&C, CONIZATION EXCEPT FOR MALIGNANCY
DRG #365	OTHER FEMALE REPRODUCTIVE SYSTEM O.R. PROCEDURES
DRG #368	INFECTIONS, FEMALE REPRODUCTIVE SYSTEM
DRG #369	MENSTRUAL & OTHER FEMALE REPRODUCTIVE SYSTEM DISORDERS

Neurology and neurosurgery

DRG #1	CRANIOTOMY AGE >17 EXCEPT FOR TRAUMA
DRG #2	CRANIOTOMY FOR TRAUMA AGE >17
DRG #3	CRANIOTOMY AGE 0-17
DRG #4	SPINAL PROCEDURES
DRG #5	EXTRACRANIAL VASCULAR PROCEDURES
DRG #6	CARPAL TUNNEL RELEASE
DRG #7	PERIPH & CRANIAL NERVE & OTHER NERV SYST PROC W CC
DRG #8	PERIPH & CRANIAL NERVE & OTHER NERV SYST PROC W/O CC
DRG #9	SPINAL DISORDERS & INJURIES
DRG #12	DEGENERATIVE NERVOUS SYSTEM DISORDERS
DRG #13	MULTIPLE SCLEROSIS & CEREBELLAR ATAXIA
DRG #14	SPECIFIC CEREBROVASCULAR DISORDERS EXCEPT TIA
DRG #15	TRANSIENT ISCHEMIC ATTACK & PRECEREBRAL OCCLUSIONS
DRG #16	NONSPECIFIC CEREBROVASCULAR DISORDERS W CC
DRG #17	NONSPECIFIC CEREBROVASCULAR DISORDERS W/O CC
DRG #18	CRANIAL & PERIPHERAL NERVE DISORDERS W CC
DRG #19	CRANIAL & PERIPHERAL NERVE DISORDERS W/O CC
DRG #20	NERVOUS SYSTEM INFECTION EXCEPT VIRAL MENINGITIS
DRG #21	VIRAL MENINGITIS
DRG #22	HYPERTENSIVE ENCEPHALOPATHY
DRG #23	NONTRAUMATIC STUPOR & COMA
DRG #24	SEIZURE & HEADACHE AGE >17 W CC
DRG #25	SEIZURE & HEADACHE AGE >17 W/O CC
DRG #26	SEIZURE & HEADACHE AGE 0-17
DRG #27	TRAUMATIC STUPOR & COMA, COMA >1 HR
DRG #28	TRAUMATIC STUPOR & COMA, COMA <1 HR AGE >17 W CC
DRG #29	TRAUMATIC STUPOR & COMA, COMA <1 HR AGE >17 W/O CC
DRG #30	TRAUMATIC STUPOR & COMA, COMA <1 HR AGE 0-17
DRG #31	CONCUSSION AGE >17 W CC
DRG #32	CONCUSSION AGE >17 W/O CC
DRG #33	CONCUSSION AGE 0-17
DRG #34	OTHER DISORDERS OF NERVOUS SYSTEM W CC
DRG #35	OTHER DISORDERS OF NERVOUS SYSTEM W/O CC

Orthopedics

DRG #209 MAJOR JOINT & LIMB REATTACHMENT PROCEDURES OF LOWER EXTREMITY
DRG #210 HIP & FEMUR PROCEDURES EXCEPT MAJOR JOINT AGE >17 W CC
DRG #211 HIP & FEMUR PROCEDURES EXCEPT MAJOR JOINT AGE >17 W/O CC
DRG #212 HIP & FEMUR PROCEDURES EXCEPT MAJOR JOINT AGE 0-17
DRG #213 AMPUTATION FOR MUSCULOSKELETAL SYSTEM & CONN TISSUE DISORDERS
DRG #214 BACK & NECK PROCEDURES W CC
DRG #215 BACK & NECK PROCEDURES W/O CC
DRG #216 BIOPSIES OF MUSCULOSKELETAL SYSTEM & CONNECTIVE TISSUE
DRG #217 WND DEBRID & SKN GRFT EXCEPT HAND, FOR MUSCSKELET & CONN TISS DIS
DRG #218 LOWER EXTREM & HUMER PROC EXCEPT HIP, FOOT, FEMUR AGE >17 W CC
DRG #219 LOWER EXTREM & HUMER PROC EXCEPT HIP, FOOT, FEMUR AGE >17 W/O CC
DRG #220 LOWER EXTREM & HUMER PROC EXCEPT HIP, FOOT, FEMUR AGE 0-17
DRG #221 KNEE PROCEDURES W CC
DRG #222 KNEE PROCEDURES W/O CC
DRG #223 MAJOR SHOULDER/ELBOW PROC, OR OTHER UPPER EXTREMITY PROC W CC
DRG #224 SHOULDER, ELBOW OR FOREARM PROC, EXC MAJOR JOINT PROC, W/O CC
DRG #225 FOOT PROCEDURES
DRG #226 SOFT TISSUE PROCEDURES W CC
DRG #227 SOFT TISSUE PROCEDURES W/O CC
DRG #228 MAJOR THUMB OR JOINT PROC, OR OTH HAND OR WRIST PROC W CC
DRG #229 HAND OR WRIST PROC, EXCEPT MAJOR JOINT PROC, W/O CC
DRG #230 LOCAL EXCISION & REMOVAL OF INT FIX DEVICES OF HIP & FEMUR
DRG #231 LOCAL EXCISION & REMOVAL OF INT FIX DEVICES EXCEPT HIP & FEMUR
DRG #232 ARTHROSCOPY
DRG #233 OTHER MUSCULOSKELET SYS & CONN TISS O.R. PROC W CC
DRG #234 OTHER MUSCULOSKELET SYS & CONN TISS O.R. PROC W/O CC
DRG #235 FRACTURES OF FEMUR
DRG #236 FRACTURES OF HIP & PELVIS
DRG #237 SPRAINS, STRAINS, & DISLOCATIONS OF HIP, PELVIS & THIGH
DRG #238 OSTEOMYELITIS
DRG #240 CONNECTIVE TISSUE DISORDERS W CC
DRG #241 CONNECTIVE TISSUE DISORDERS W/O CC
DRG #471 BILATERAL OR MULTIPLE MAJOR JOINT PROCS OF LOWER EXTREMITY
DRG #485 LIMB REATTACHMENT, HIP AND FEMUR PROC FOR MULTIPLE SIGNIFICANT T
DRG #491 MAJOR JOINT & LIMB REATTACHMENT PROCEDURES OF UPPER EXTREMITY

Ear, nose, and throat

DRG #49	MAJOR HEAD & NECK PROCEDURES
DRG #50	SIALOADENECTOMY
DRG #51	SALIVARY GLAND PROCEDURES EXCEPT SIALOADENECTOMY
DRG #55	MISCELLANEOUS EAR, NOSE, MOUTH & THROAT PROCEDURES
DRG #57	T&A PROC, EXCEPT TONSILLECTOMY &/OR ADENOIDECTOMY ONLY, AGE >17
DRG #58	T&A PROC, EXCEPT TONSILLECTOMY &/OR ADENOIDECTOMY ONLY, AGE 0-17
DRG #61	MYRINGOTOMY W TUBE INSERTION AGE >17
DRG #62	MYRINGOTOMY W TUBE INSERTION AGE 0-17
DRG #63	OTHER EAR, NOSE, MOUTH & THROAT O.R. PROCEDURES
DRG #65	DYSEQUILIBRIUM
DRG #66	EPISTAXIS
DRG #67	EPIGLOTTITIS
DRG #68	OTITIS MEDIA & URI AGE >17 W CC
DRG #69	OTITIS MEDIA & URI AGE >17 W/O CC
DRG #70	OTITIS MEDIA & URI AGE 0-17
DRG #71	LARYNGOTRACHEITIS
DRG #72	NASAL TRAUMA & DEFORMITY
DRG #73	OTHER EAR, NOSE, MOUTH & THROAT DIAGNOSES AGE >17
DRG #74	OTHER EAR, NOSE, MOUTH & THROAT DIAGNOSES AGE 0-17

Respiratory disorders

DRG #76	OTHER RESP SYSTEM O.R. PROCEDURES W CC
DRG #77	OTHER RESP SYSTEM O.R. PROCEDURES W/O CC
DRG #78	PULMONARY EMBOLISM
DRG #79	RESPIRATORY INFECTIONS & INFLAMMATIONS AGE >17 W CC
DRG #80	RESPIRATORY INFECTIONS & INFLAMMATIONS AGE >17 W/O CC
DRG #81	RESPIRATORY INFECTIONS & INFLAMMATIONS AGE 0-17
DRG #85	PLEURAL EFFUSION W CC
DRG #86	PLEURAL EFFUSION W/O CC
DRG #87	PULMONARY EDEMA & RESPIRATORY FAILURE
DRG #88	CHRONIC OBSTRUCTIVE PULMONARY DISEASE
DRG #89	SIMPLE PNEUMONIA & PLEURISY AGE >17 W CC
DRG #90	SIMPLE PNEUMONIA & PLEURISY AGE >17 W/O CC
DRG #91	SIMPLE PNEUMONIA & PLEURISY AGE 0-17
DRG #92	INTERSTITIAL LUNG DISEASE W CC
DRG #93	INTERSTITIAL LUNG DISEASE W/O CC
DRG #94	PNEUMOTHORAX W CC
DRG #95	PNEUMOTHORAX W/O CC
DRG #96	BRONCHITIS & ASTHMA AGE >17 W CC
DRG #97	BRONCHITIS & ASTHMA AGE >17 W/O CC

DRG #98	BRONCHITIS & ASTHMA AGE 0-17
DRG #99	RESPIRATORY SIGNS & SYMPTOMS W CC
DRG #100	RESPIRATORY SIGNS & SYMPTOMS W/O CC
DRG #101	OTHER RESPIRATORY SYSTEM DIAGNOSES W CC
DRG #102	OTHER RESPIRATORY SYSTEM DIAGNOSES W/O CC
DRG #475	RESPIRATORY SYSTEM DIAGNOSIS WITH VENTILATOR SUPPORT

Rheumatology

DRG #242	SEPTIC ARTHRITIS
DRG #244	BONE DISEASES & SPECIFIC ARTHROPATHIES W CC
DRG #245	BONE DISEASES & SPECIFIC ARTHROPATHIES W/O CC
DRG #246	NON-SPECIFIC ARTHROPATHIES
DRG #247	SIGNS & SYMPTOMS OF MUSCULOSKELETAL SYSTEM & CONN TISSUE
DRG #256	OTHER MUSCULOSKELETAL SYSTEM & CONNECTIVE TISSUE DIAGNOSES

Urology

DRG #302	KIDNEY TRANSPLANT
DRG #303	KIDNEY, URETER & MAJOR BLADDER PROCEDURES FOR NEOPLASM
DRG #304	KIDNEY, URETER & MAJOR BLADDER PROC FOR NON-NEOPL W CC
DRG #305	KIDNEY, URETER & MAJOR BLADDER PROC FOR NON-NEOPL W/O CC
DRG #306	PROSTATECTOMY W CC
DRG #307	PROSTATECTOMY W/O CC
DRG #308	MINOR BLADDER PROCEDURES W CC
DRG #309	MINOR BLADDER PROCEDURES W/O CC
DRG #310	TRANSURETHRAL PROCEDURES W CC
DRG #311	TRANSURETHRAL PROCEDURES W/O CC
DRG #312	URETHRAL PROCEDURES, AGE >17 W CC
DRG #313	URETHRAL PROCEDURES, AGE >17 W/O CC
DRG #314	URETHRAL PROCEDURES, AGE 0-17
DRG #315	OTHER KIDNEY & URINARY TRACT O.R. PROCEDURES
DRG #323	URINARY STONES W CC, &/OR ESW LITHOTRIPSY
DRG #324	URINARY STONES W/O CC
DRG #328	URETHRAL STRICTURE AGE >17 W CC
DRG #329	URETHRAL STRICTURE AGE >17 W/O CC
DRG #330	URETHRAL STRICTURE AGE 0-17
DRG #334	MAJOR MALE PELVIC PROCEDURES W CC
DRG #335	MAJOR MALE PELVIC PROCEDURES W/O CC
DRG #336	TRANSURETHRAL PROSTATECTOMY W CC
DRG #337	TRANSURETHRAL PROSTATECTOMY W/O CC
DRG #339	TESTES PROCEDURES, NON-MALIGNANCY AGE >17
DRG #340	TESTES PROCEDURES, NON-MALIGNANCY AGE 0-17
DRG #341	PENIS PROCEDURES
DRG #342	CIRCUMCISION AGE >17

DRG #343	CIRCUMCISION AGE 0-17
DRG #348	BENIGN PROSTATIC HYPERTROPHY W CC
DRG #349	BENIGN PROSTATIC HYPERTROPHY W/O CC
DRG #350	INFLAMMATION OF THE MALE REPRODUCTIVE SYSTEM
DRG #351	STERILIZATION, MALE
DRG #352	OTHER MALE REPRODUCTIVE SYSTEM DIAGNOSES

DRG to DGC mappings by Specialty

Cancer

DRG #	DGC #	DRG Name	DGC Name	Specialty
10	10	NERVOUS SYSTEM NEOPLASMS	NERVOUS SYSTEM NEOPLASMS	cancer
10	477	NERVOUS SYSTEM NEOPLASMS	NON-EXTENSIVE O.R. PROCED	cancer
11	10	NERVOUS SYSTEM NEOPLASMS	NERVOUS SYSTEM NEOPLASMS	cancer
11	477	NERVOUS SYSTEM NEOPLASMS	NON-EXTENSIVE O.R. PROCED	cancer
64	64	EAR, NOSE, MOUTH & THROAT	EAR, NOSE, MOUTH & THROAT	cancer
82	82	RESPIRATORY NEOPLASMS	RESPIRATORY NEOPLASMS	cancer
82	468	RESPIRATORY NEOPLASMS	EXTENSIVE O.R. PROCEDURE	cancer
82	477	RESPIRATORY NEOPLASMS	NON-EXTENSIVE O.R. PROCED	cancer
172	172	DIGESTIVE MALIGNANCY W CC	DIGESTIVE MALIGNANCY	cancer
172	477	DIGESTIVE MALIGNANCY W CC	NON-EXTENSIVE O.R. PROCED	cancer
173	172	DIGESTIVE MALIGNANCY W/O	DIGESTIVE MALIGNANCY	cancer
199	199	HEPATOBIILIARY DIAGNOSTIC	HEPATOBIILIARY DIAGNOSTIC	cancer
203	203	MALIGNANCY OF HEPATOBILIA	MALIGNANCY OF HEPATOBILIA	cancer
203	477	MALIGNANCY OF HEPATOBILIA	NON-EXTENSIVE O.R. PROCED	cancer
239	239	PATHOLOGICAL FRACTURES &	PATHOLOGICAL FRACTURES &	cancer
239	477	PATHOLOGICAL FRACTURES &	NON-EXTENSIVE O.R. PROCED	cancer
257	257	TOTAL MASTECTOMY FOR MALI	MASTECTOMY FOR MALIGNANCY	cancer
258	257	TOTAL MASTECTOMY FOR MALI	MASTECTOMY FOR MALIGNANCY	cancer
259	257	SUBTOTAL MASTECTOMY FOR M	MASTECTOMY FOR MALIGNANCY	cancer
260	257	SUBTOTAL MASTECTOMY FOR M	MASTECTOMY FOR MALIGNANCY	cancer
274	274	MALIGNANT BREAST DISORDER	MALIGNANT BREAST DISORDER	cancer
275	274	MALIGNANT BREAST DISORDER	MALIGNANT BREAST DISORDER	cancer
338	336	TESTES PROCEDURES, FOR MA	TRANSURETHRAL PROSTATECTO	cancer
338	338	TESTES PROCEDURES, FOR MA	TESTES PROCEDURES FOR MAL	cancer
344	344	OTHER MALE REPRODUCTIVE S	OTHER MALE REPRODUCTIVE S	cancer
346	346	MALIGNANCY, MALE REPRODUC	MALIGNANCY, MALE REPRODUC	cancer
347	346	MALIGNANCY, MALE REPRODUC	MALIGNANCY, MALE REPRODUC	cancer
347	477	MALIGNANCY, MALE REPRODUC	NON-EXTENSIVE O.R. PROCED	cancer
354	354	UTERINE,ADNEXA PROC FOR N	UTERINE, ADNEXA PROC FOR	cancer
354	358	UTERINE,ADNEXA PROC FOR N	UTERINE & ADNEXA PROC FOR	cancer
355	354	UTERINE,ADNEXA PROC FOR N	UTERINE, ADNEXA PROC FOR	cancer
355	358	UTERINE,ADNEXA PROC FOR N	UTERINE & ADNEXA PROC FOR	cancer
357	357	UTERINE & ADNEXA PROC FOR	UTERINE & ADNEXA PROC FOR	cancer
366	366	MALIGNANCY, FEMALE REPROD	MALIGNANCY, FEMALE REPROD	cancer
367	366	MALIGNANCY, FEMALE REPROD	MALIGNANCY, FEMALE REPROD	cancer
400	400	LYMPHOMA & LEUKEMIA W MAJ	LYMPHOMA & LEUKEMIA W MAJ	cancer
400	403	LYMPHOMA & LEUKEMIA W MAJ	LYMPHOMA & NON-ACUTE LEUK	cancer
400	703	LYMPHOMA & LEUKEMIA W MAJ	HIV W O.R. PROCEDURE W/O	cancer
401	401	LYMPHOMA & NON-ACUTE LEUK	LYMPHOMA & NON-ACURE LEUK	cancer
401	403	LYMPHOMA & NON-ACUTE LEUK	LYMPHOMA & NON-ACUTE LEUK	cancer
402	401	LYMPHOMA & NON-ACUTE LEUK	LYMPHOMA & NON-ACURE LEUK	cancer
402	403	LYMPHOMA & NON-ACUTE LEUK	LYMPHOMA & NON-ACUTE LEUK	cancer
403	401	LYMPHOMA & NON-ACUTE LEUK	LYMPHOMA & NON-ACURE LEUK	cancer
403	403	LYMPHOMA & NON-ACUTE LEUK	LYMPHOMA & NON-ACUTE LEUK	cancer
403	707	LYMPHOMA & NON-ACUTE LEUK	HIV W SIGNIFICANT HIV REL	cancer
404	403	LYMPHOMA & NON-ACUTE LEUK	LYMPHOMA & NON-ACUTE LEUK	cancer
409	409	RADIOTHERAPY	RADIOTHERAPY	cancer
410	410	CHEMOTHERAPY W/O ACUTE LE	CHEMOTHERAPY	cancer
411	413	HISTORY OF MALIGNANCY W/O	OTHER MYELOPROLIF DIS OR	cancer
412	413	HISTORY OF MALIGNANCY W E	OTHER MYELOPROLIF DIS OR	cancer
413	413	OTHER MYELOPROLIF DIS OR	OTHER MYELOPROLIF DIS OR	cancer
414	413	OTHER MYELOPROLIF DIS OR	OTHER MYELOPROLIF DIS OR	cancer

473	405	ACUTE LEUKEMIA W/O MAJOR	ACUTE LEUKEMIA W/O MAJOR	cancer
492	408	CHEMOTHERAPY W ACUTE LEUK	MYELOPROLIF DISORD OR POO	cancer
492	410	CHEMOTHERAPY W ACUTE LEUK	CHEMOTHERAPY	cancer

Cardiology and heart surgery

DRG #	DGC #	DRG Name	DGC Name	Specialty
103	103	HEART TRANSPLANT	HEART TRANSPLANT	cardiology
103	484	HEART TRANSPLANT		cardiology
104	104	CARDIAC VALVE PROCEDURES	CARDIAC VALVE PROCEDURES	cardiology
104	105	CARDIAC VALVE PROCEDURES	CARDIAC VALVE PROCEDURES	cardiology
105	105	CARDIAC VALVE PROCEDURES	CARDIAC VALVE PROCEDURES	cardiology
106	106	CORONARY BYPASS W CARDIAC	CORONARY BYPASS W CARDIAC	cardiology
107	107	CORONARY BYPASS W/O CARDI	CORONARY BYPASS W/O CARDI	cardiology
108	108	OTHER CARDIOTHORACIC PROC	OTHER CARDIOTHORACIC PROC	cardiology
108	109	OTHER CARDIOTHORACIC PROC		cardiology
110	110	MAJOR CARDIOVASCULAR PROC	MAJOR CARDIOVASCULAR PROC	cardiology
110	113	MAJOR CARDIOVASCULAR PROC	AMPUTATION FOR CIRC SYSTE	cardiology
110	116	MAJOR CARDIOVASCULAR PROC	OTH PERM CARDIAC PACEMAKE	cardiology
110	122	MAJOR CARDIOVASCULAR PROC	CARDIOVASCULAR OCCLUSION	cardiology
110	702	MAJOR CARDIOVASCULAR PROC	HIV W O.R. PROCEDURE W MA	cardiology
110	703	MAJOR CARDIOVASCULAR PROC	HIV W O.R. PROCEDURE W/O	cardiology
111	110	MAJOR CARDIOVASCULAR PROC	MAJOR CARDIOVASCULAR PROC	cardiology
111	122	MAJOR CARDIOVASCULAR PROC	CARDIOVASCULAR OCCLUSION	cardiology
112	111	PERCUTANEOUS CARDIOVASCUL	PERCUTANEOUS CARDIOVASCUL	cardiology
112	112	PERCUTANEOUS CARDIOVASCUL	PERCUTANEOUS CARDIOVASCUL	cardiology
115	115	PERM CARDIAC PACEMAKER IM	PERM CARDIAC PACEMAKER IM	cardiology
116	116	OTH PERM CARDIAC PACEMAKE	OTH PERM CARDIAC PACEMAKE	cardiology
117	117	CARDIAC PACEMAKER REVISIO	CARDIAC PACEMAKER REVISIO	cardiology
118	118	CARDIAC PACEMAKER DEVICE	CARDIAC PACEMAKER DEVICE	cardiology
121	111	CIRCULATORY DISORDERS W A	PERCUTANEOUS CARDIOVASCUL	cardiology
121	112	CIRCULATORY DISORDERS W A	PERCUTANEOUS CARDIOVASCUL	cardiology
121	121	CIRCULATORY DISORDERS W A	CIRCULATORY DISORDERS W A	cardiology
121	477	CIRCULATORY DISORDERS W A	NON-EXTENSIVE O.R. PROCED	cardiology
122	111	CIRCULATORY DISORDERS W A	PERCUTANEOUS CARDIOVASCUL	cardiology
122	112	CIRCULATORY DISORDERS W A	PERCUTANEOUS CARDIOVASCUL	cardiology
122	121	CIRCULATORY DISORDERS W A	CIRCULATORY DISORDERS W A	cardiology
122	477	CIRCULATORY DISORDERS W A	NON-EXTENSIVE O.R. PROCED	cardiology
123	111	CIRCULATORY DISORDERS W A	PERCUTANEOUS CARDIOVASCUL	cardiology
123	121	CIRCULATORY DISORDERS W A	CIRCULATORY DISORDERS W A	cardiology
123	477	CIRCULATORY DISORDERS W A	NON-EXTENSIVE O.R. PROCED	cardiology
123	707	CIRCULATORY DISORDERS W A	HIV W SIGNIFICANT HIV REL	cardiology
126	126	ACUTE & SUBACUTE ENDOCARD	ACUTE & SUBACUTE ENDOCARD	cardiology
126	704	ACUTE & SUBACUTE ENDOCARD	HIV W MULTIPLE MAJOR HIV	cardiology
126	705	ACUTE & SUBACUTE ENDOCARD	HIV W MAJ HIV REL DIAG W	cardiology
126	706	ACUTE & SUBACUTE ENDOCARD	HIV W MAJ HIV REL DIAG W	cardiology
127	127	HEART FAILURE & SHOCK	HEART FAILURE & SHOCK	cardiology
127	477	HEART FAILURE & SHOCK	NON-EXTENSIVE O.R. PROCED	cardiology
128	128	DEEP VEIN THROMBOPHLEBITI	DEEP VEIN THROMBOPHLEBITI	cardiology
129	129	CARDIAC ARREST, UNEXPLAIN	CARDIAC ARREST, UNEXPLAIN	cardiology
129	477	CARDIAC ARREST, UNEXPLAIN	NON-EXTENSIVE O.R. PROCED	cardiology
130	130	PERIPHERAL VASCULAR DISOR	PERIPHERAL & OTHER VASCUL	cardiology
130	477	PERIPHERAL VASCULAR DISOR	NON-EXTENSIVE O.R. PROCED	cardiology
131	112	PERIPHERAL VASCULAR DISOR	PERCUTANEOUS CARDIOVASCUL	cardiology
131	130	PERIPHERAL VASCULAR DISOR	PERIPHERAL & OTHER VASCUL	cardiology
131	477	PERIPHERAL VASCULAR DISOR	NON-EXTENSIVE O.R. PROCED	cardiology
132	112	ATHEROSCLEROSIS W CC	PERCUTANEOUS CARDIOVASCUL	cardiology

132	132	ATHEROSCLEROSIS W CC	ATHEROSCLEROSIS	cardiology
132	477	ATHEROSCLEROSIS W CC	NON-EXTENSIVE O.R. PROCED	cardiology
133	112	ATHEROSCLEROSIS W/O CC	PERCUTANEOUS CARDIOVASCUL	cardiology
133	132	ATHEROSCLEROSIS W/O CC	ATHEROSCLEROSIS	cardiology
135	135	CARDIAC CONGENITAL & VALV	CARDIAC CONGENITAL 7 VALV	cardiology
135	477	CARDIAC CONGENITAL & VALV	NON-EXTENSIVE O.R. PROCED	cardiology
135	704	CARDIAC CONGENITAL & VALV	HIV W MULTIPLE MAJOR HIV	cardiology
135	705	CARDIAC CONGENITAL & VALV	HIV W MAJ HIV REL DIAG W	cardiology
136	135	CARDIAC CONGENITAL & VALV	CARDIAC CONGENITAL 7 VALV	cardiology
136	477	CARDIAC CONGENITAL & VALV	NON-EXTENSIVE O.R. PROCED	cardiology
138	138	CARDIAC ARRHYTHMIA & COND	CARDIAC ARRHYTHMIA & COND	cardiology
138	477	CARDIAC ARRHYTHMIA & COND	NON-EXTENSIVE O.R. PROCED	cardiology
139	138	CARDIAC ARRHYTHMIA & COND	CARDIAC ARRHYTHMIA & COND	cardiology
139	468	CARDIAC ARRHYTHMIA & COND	EXTENSIVE O.R. PROCEDURE	cardiology
139	477	CARDIAC ARRHYTHMIA & COND	NON-EXTENSIVE O.R. PROCED	cardiology
140	140	ANGINA PECTORIS	ANGINA PECTORIS	cardiology
140	477	ANGINA PECTORIS	NON-EXTENSIVE O.R. PROCED	cardiology
141	141	SYNCOPE & COLLAPSE W CC	SYNCOPE & COLLAPSE	cardiology
141	144	SYNCOPE & COLLAPSE W CC	OTHER CIRCULATORY SYSTEM	cardiology
141	477	SYNCOPE & COLLAPSE W CC	NON-EXTENSIVE O.R. PROCED	cardiology
142	141	SYNCOPE & COLLAPSE W/O CC	SYNCOPE & COLLAPSE	cardiology
142	144	SYNCOPE & COLLAPSE W/O CC	OTHER CIRCULATORY SYSTEM	cardiology
142	477	SYNCOPE & COLLAPSE W/O CC	NON-EXTENSIVE O.R. PROCED	cardiology
144	144	OTHER CIRCULATORY SYSTEM	OTHER CIRCULATORY SYSTEM	cardiology
144	477	OTHER CIRCULATORY SYSTEM	NON-EXTENSIVE O.R. PROCED	cardiology
144	705	OTHER CIRCULATORY SYSTEM	HIV W MAJ HIV REL DIAG W	cardiology
144	707	OTHER CIRCULATORY SYSTEM	HIV W SIGNIFICANT HIV REL	cardiology
145	144	OTHER CIRCULATORY SYSTEM	OTHER CIRCULATORY SYSTEM	cardiology

Hormonal disorders

DRG #	DGC #	DRG Name	DGC Name	Specialty
286	286	ADRENAL & PITUITARY PROCE	ADRENAL & PITUITARY PROCE	endocrinology
286	292	ADRENAL & PITUITARY PROCE	OTHER ENDOCRINE, NURIT &	endocrinology
286	296	ADRENAL & PITUITARY PROCE	NUTRITIONAL & MISC METABO	endocrinology
286	300	ADRENAL & PITUITARY PROCE	ENDOCRINE DISORDERS	endocrinology
287	287	SKIN GRAFTS & WOUND DEBRI	SKIN GRAFT & WOUND DEBRID	endocrinology
288	288	O.R. PROCEDURES FOR OBESI	O.R. PROCEDURES FOR OBESI	endocrinology
289	289	PARATHYROID PROCEDURES	THYROID, PARATHYROID & TH	endocrinology
290	289	THYROID PROCEDURES	THYROID, PARATHYROID & TH	endocrinology
292	292	OTHER ENDOCRINE, NUTRIT &	OTHER ENDOCRINE, NURIT &	endocrinology
292	702	OTHER ENDOCRINE, NUTRIT &	HIV W O.R. PROCEDURE W MA	endocrinology
292	703	OTHER ENDOCRINE, NUTRIT &	HIV W O.R. PROCEDURE W/O	endocrinology
293	292	OTHER ENDOCRINE, NUTRIT &	OTHER ENDOCRINE, NURIT &	endocrinology
294	294	DIABETES AGE >35	DIABETES	endocrinology
294	477	DIABETES AGE >35	NON-EXTENSIVE O.R. PROCED	endocrinology
295	294	DIABETES AGE 0-35	DIABETES	endocrinology
296	296	NUTRITIONAL & MISC METABO	NUTRITIONAL & MISC METABO	endocrinology
296	477	NUTRITIONAL & MISC METABO	NON-EXTENSIVE O.R. PROCED	endocrinology
296	705	NUTRITIONAL & MISC METABO	HIV W MAJ HIV REL DIAG W	endocrinology
296	707	NUTRITIONAL & MISC METABO	HIV W SIGNIFICANT HIV REL	endocrinology
296	740	NUTRITIONAL & MISC METABO	CYSTIC FIBROSIS	endocrinology
297	296	NUTRITIONAL & MISC METABO	NUTRITIONAL & MISC METABO	endocrinology
297	477	NUTRITIONAL & MISC METABO	NON-EXTENSIVE O.R. PROCED	endocrinology
297	705	NUTRITIONAL & MISC METABO	HIV W MAJ HIV REL DIAG W	endocrinology
297	707	NUTRITIONAL & MISC METABO	HIV W SIGNIFICANT HIV REL	endocrinology
297	740	NUTRITIONAL & MISC METABO	CYSTIC FIBROSIS	endocrinology

298	296	NUTRITIONAL & MISC METABO	NUTRITIONAL & MISC METABO	endocrinology
298	740	NUTRITIONAL & MISC METABO	CYSTIC FIBROSIS	endocrinology
299	299	INBORN ERRORS OF METABOLI	INBORN ERRORS OF METABOLI	endocrinology
300	300	ENDOCRINE DISORDERS W CC	ENDOCRINE DISORDERS	endocrinology
300	477	ENDOCRINE DISORDERS W CC	NON-EXTENSIVE O.R. PROCED	endocrinology
300	705	ENDOCRINE DISORDERS W CC	HIV W MAJ HIV REL DIAG W	endocrinology
300	707	ENDOCRINE DISORDERS W CC	HIV W SIGNIFICANT HIV REL	endocrinology
301	300	ENDOCRINE DISORDERS W/O C	ENDOCRINE DISORDERS	endocrinology

Digestive tract

DRG #	DGC #	DRG Name	DGC Name	Specialty
146	146	RECTAL RESECTION W CC	RECTAL RESECTION	gastroenterology
147	146	RECTAL RESECTION W/O CC	RECTAL RESECTION	gastroenterology
148	148	MAJOR SMALL & LARGE BOWEL	MAJOR SMALL & LARGE BOWEL	gastroenterology
149	148	MAJOR SMALL & LARGE BOWEL	MAJOR SMALL & LARGE BOWEL	gastroenterology
150	150	PERITONEAL ADHESIOLYSIS W	PERTIONEAL ADHESIOLYSIS	gastroenterology
151	150	PERITONEAL ADHESIOLYSIS W	PERTIONEAL ADHESIOLYSIS	gastroenterology
152	152	MINOR SMALL & LARGE BOWEL	MINOR SMALL & LARGE BOWEL	gastroenterology
153	152	MINOR SMALL & LARGE BOWEL	MINOR SMALL & LARGE BOWEL	gastroenterology
154	154	STOMACH, ESOPHAGEAL & DUO	MAJOR STOMACH, ESOPHAGEAL	gastroenterology
154	155	STOMACH, ESOPHAGEAL & DUO	MINOR STOMACH, ESOPHAGEAL	gastroenterology
154	702	STOMACH, ESOPHAGEAL & DUO	HIV W O.R. PROCEDURE W MA	gastroenterology
155	154	STOMACH, ESOPHAGEAL & DUO	MAJOR STOMACH, ESOPHAGEAL	gastroenterology
155	155	STOMACH, ESOPHAGEAL & DUO	MINOR STOMACH, ESOPHAGEAL	gastroenterology
156	154	STOMACH, ESOPHAGEAL & DUO	MAJOR STOMACH, ESOPHAGEAL	gastroenterology
170	170	OTHER DIGESTIVE SYSTEM O.	OTHER DIGESTIVE SYSTEM O.	gastroenterology
170	702	OTHER DIGESTIVE SYSTEM O.	HIV W O.R. PROCEDURE W MA	gastroenterology
170	703	OTHER DIGESTIVE SYSTEM O.	HIV W O.R. PROCEDURE W/O	gastroenterology
171	170	OTHER DIGESTIVE SYSTEM O.	OTHER DIGESTIVE SYSTEM O.	gastroenterology
174	174	G.I. HEMORRHAGE W CC	G.I. HEMORRHAGE & PERFORA	gastroenterology
174	468	G.I. HEMORRHAGE W CC	EXTENSIVE O.R. PROCEDURE	gastroenterology
174	477	G.I. HEMORRHAGE W CC	NON-EXTENSIVE O.R. PROCED	gastroenterology
175	174	G.I. HEMORRHAGE W/O CC	G.I. HEMORRHAGE & PERFORA	gastroenterology
175	477	G.I. HEMORRHAGE W/O CC	NON-EXTENSIVE O.R. PROCED	gastroenterology
176	174	COMPLICATED PEPTIC ULCER	G.I. HEMORRHAGE & PERFORA	gastroenterology
176	176	COMPLICATED PEPTIC ULCER	PEPTIC ULCER W/O HEMORRHA	gastroenterology
176	477	COMPLICATED PEPTIC ULCER	NON-EXTENSIVE O.R. PROCED	gastroenterology
176	705	COMPLICATED PEPTIC ULCER	HIV W MAJ HIV REL DIAG W	gastroenterology
176	707	COMPLICATED PEPTIC ULCER	HIV W SIGNIFICANT HIV REL	gastroenterology
176	708	COMPLICATED PEPTIC ULCER	HIV W/O MAJOR OR SIGNIFIC	gastroenterology
177	176	UNCOMPLICATED PEPTIC ULCE	PEPTIC ULCER W/O HEMORRHA	gastroenterology
177	477	UNCOMPLICATED PEPTIC ULCE	NON-EXTENSIVE O.R. PROCED	gastroenterology
178	176	UNCOMPLICATED PEPTIC ULCE	PEPTIC ULCER W/O HEMORRHA	gastroenterology
179	179	INFLAMMATORY BOWEL DISEAS	INFLAMMATORY BOWEL DISEAS	gastroenterology
179	477	INFLAMMATORY BOWEL DISEAS	NON-EXTENSIVE O.R. PROCED	gastroenterology
180	180	G.I. OBSTRUCTION W CC	G.I. OBSTRUCTION	gastroenterology
180	477	G.I. OBSTRUCTION W CC	NON-EXTENSIVE O.R. PROCED	gastroenterology
181	180	G.I. OBSTRUCTION W/O CC	G.I. OBSTRUCTION	gastroenterology
182	182	ESOPHAGITIS, GASTROENT &	NONBACTERIAL GASTROENTERI	gastroenterology
182	188	ESOPHAGITIS, GASTROENT &	OTHER DIGESTIVE SYSTEM DI	gastroenterology
182	468	ESOPHAGITIS, GASTROENT &	EXTENSIVE O.R. PROCEDURE	gastroenterology
182	477	ESOPHAGITIS, GASTROENT &	NON-EXTENSIVE O.R. PROCED	gastroenterology
182	704	ESOPHAGITIS, GASTROENT &	HIV W MULTIPLE MAJOR HIV	gastroenterology
182	705	ESOPHAGITIS, GASTROENT &	HIV W MAJ HIV REL DIAG W	gastroenterology
182	707	ESOPHAGITIS, GASTROENT &	HIV W SIGNIFICANT HIV REL	gastroenterology
182	708	ESOPHAGITIS, GASTROENT &	HIV W/O MAJOR OR SIGNIFIC	gastroenterology

183	182	ESOPHAGITIS, GASTROENT &	NONBACTERIAL GASTROENTERI	gastroenterology
183	188	ESOPHAGITIS, GASTROENT &	OTHER DIGESTIVE SYSTEM DI	gastroenterology
183	477	ESOPHAGITIS, GASTROENT &	NON-EXTENSIVE O.R. PROCED	gastroenterology
183	707	ESOPHAGITIS, GASTROENT &	HIV W SIGNIFICANT HIV REL	gastroenterology
183	708	ESOPHAGITIS, GASTROENT &	HIV W/O MAJOR OR SIGNIFIC	gastroenterology
184	182	ESOPHAGITIS, GASTROENT &	NONBACTERIAL GASTROENTERI	gastroenterology
184	188	ESOPHAGITIS, GASTROENT &	OTHER DIGESTIVE SYSTEM DI	gastroenterology
188	188	OTHER DIGESTIVE SYSTEM DI	OTHER DIGESTIVE SYSTEM DI	gastroenterology
188	477	OTHER DIGESTIVE SYSTEM DI	NON-EXTENSIVE O.R. PROCED	gastroenterology
188	704	OTHER DIGESTIVE SYSTEM DI	HIV W MULTIPLE MAJOR HIV	gastroenterology
188	705	OTHER DIGESTIVE SYSTEM DI	HIV W MAJ HIV REL DIAG W	gastroenterology
188	706	OTHER DIGESTIVE SYSTEM DI	HIV W MAJ HIV REL DIAG W	gastroenterology
188	707	OTHER DIGESTIVE SYSTEM DI	HIV W SIGNIFICANT HIV REL	gastroenterology
188	708	OTHER DIGESTIVE SYSTEM DI	HIV W/O MAJOR OR SIGNIFIC	gastroenterology
189	188	OTHER DIGESTIVE SYSTEM DI	OTHER DIGESTIVE SYSTEM DI	gastroenterology
190	188	OTHER DIGESTIVE SYSTEM DI	OTHER DIGESTIVE SYSTEM DI	gastroenterology
191	191	PANCREAS, LIVER & SHUNT P	PANCREAS, LIVER & SHUNT P	gastroenterology
191	193	PANCREAS, LIVER & SHUNT P	BILIARY TRACT PROC EXCEPT	gastroenterology
192	191	PANCREAS, LIVER & SHUNT P	PANCREAS, LIVER & SHUNT P	gastroenterology
192	193	PANCREAS, LIVER & SHUNT P	BILIARY TRACT PROC EXCEPT	gastroenterology
193	193	BILIARY TRACT PROC EXCEPT	BILIARY TRACT PROC EXCEPT	gastroenterology
194	193	BILIARY TRACT PROC EXCEPT	BILIARY TRACT PROC EXCEPT	gastroenterology
195	195	CHOLECYSTECTOMY W C.D.E.	CHOLECYSTECTOMY W C.D.E.	gastroenterology
195	787	CHOLECYSTECTOMY W C.D.E.	LAPAROSCOPIC CHOLECYSTECT	gastroenterology
196	195	CHOLECYSTECTOMY W C.D.E.	CHOLECYSTECTOMY W C.D.E.	gastroenterology
196	787	CHOLECYSTECTOMY W C.D.E.	LAPAROSCOPIC CHOLECYSTECT	gastroenterology
197	197	CHOLECYSTECTOMY EXCEPT BY	CHOLECYSTECTOMY W/O C.D.E	gastroenterology
197	787	CHOLECYSTECTOMY EXCEPT BY	LAPAROSCOPIC CHOLECYSTECT	gastroenterology
198	197	CHOLECYSTECTOMY EXCEPT BY	CHOLECYSTECTOMY W/O C.D.E	gastroenterology
198	787	CHOLECYSTECTOMY EXCEPT BY	LAPAROSCOPIC CHOLECYSTECT	gastroenterology
200	199	HEPATOBIILIARY DIAGNOSTIC	HEPATOBIILIARY DIAGNOSTIC	gastroenterology
201	201	OTHER HEPATOBIILIARY OR PA	OTHER HEPATOBIILIARY OR PA	gastroenterology
202	202	CIRRHOSIS & ALCOHOLIC HEP	CIRRHOSIS & ALCOHOLIC HEP	gastroenterology
202	477	CIRRHOSIS & ALCOHOLIC HEP	NON-EXTENSIVE O.R. PROCED	gastroenterology
204	204	DISORDERS OF PANCREAS EXC	DISORDERS OF PANCREAS EXC	gastroenterology
204	477	DISORDERS OF PANCREAS EXC	NON-EXTENSIVE O.R. PROCED	gastroenterology
205	205	DISORDERS OF LIVER EXCEPT	DISORDERS OF LIVER EXCEPT	gastroenterology
205	477	DISORDERS OF LIVER EXCEPT	NON-EXTENSIVE O.R. PROCED	gastroenterology
205	705	DISORDERS OF LIVER EXCEPT	HIV W MAJ HIV REL DIAG W	gastroenterology
205	707	DISORDERS OF LIVER EXCEPT	HIV W SIGNIFICANT HIV REL	gastroenterology
205	708	DISORDERS OF LIVER EXCEPT	HIV W/O MAJOR OR SIGNIFIC	gastroenterology
206	205	DISORDERS OF LIVER EXCEPT	DISORDERS OF LIVER EXCEPT	gastroenterology
206	707	DISORDERS OF LIVER EXCEPT	HIV W SIGNIFICANT HIV REL	gastroenterology
207	207	DISORDERS OF THE BILIARY	DISORDERS OF THE BILIARY	gastroenterology
207	477	DISORDERS OF THE BILIARY	NON-EXTENSIVE O.R. PROCED	gastroenterology
208	207	DISORDERS OF THE BILIARY	DISORDERS OF THE BILIARY	gastroenterology
493	191	LAPAROSCOPIC CHOLECYSTECT	PANCREAS, LIVER & SHUNT P	gastroenterology
493	787	LAPAROSCOPIC CHOLECYSTECT	LAPAROSCOPIC CHOLECYSTECT	gastroenterology
494	787	LAPAROSCOPIC CHOLECYSTECT	LAPAROSCOPIC CHOLECYSTECT	gastroenterology

Geriatrics

DRG #	DGC #	DRG Name	DGC Name	Specialty
		all cases	all cases	geriatrics

Gynecology

DRG #	DGC #	DRG Name	DGC Name	Specialty
353	353	PELVIC EVISCERATION, RADI	PELVIC EVISCERATION, RADI	gynecology
356	356	FEMALE REPRODUCTIVE SYSTE	FEMALE REPRODUCTIVE SYSTE	gynecology
358	358	UTERINE & ADNEXA PROC FOR	UTERINE & ADNEXA PROC FOR	gynecology
359	358	UTERINE & ADNEXA PROC FOR	UTERINE & ADNEXA PROC FOR	gynecology
360	356	VAGINA, CERVIX & VULVA PR	FEMALE REPRODUCTIVE SYSTE	gynecology
360	360	VAGINA, CERVIX & VULVA PR	VAGINA CERVIX 7 VULVA PRO	gynecology
361	356	LAPAROSCOPY & INCISIONAL	FEMALE REPRODUCTIVE SYSTE	gynecology
361	360	LAPAROSCOPY & INCISIONAL	VAGINA CERVIX 7 VULVA PRO	gynecology
361	361	LAPAROSCOPY & INCISIONAL	LAPAROSCOPY & TUBAL INTER	gynecology
363	363	D&C, CONIZATION & RADIO-I	D&C, CONIZATION & RADIO-I	gynecology
364	364	D&C, CONIZATION EXCEPT FO	D&c, CONIZATION EXCEPT FO	gynecology
365	365	OTHER FEMALE REPRODUCTIVE	OTHER FEMALE REPRODUCTIVE	gynecology
368	368	INFECTIONS, FEMALE REPROD	INFECTIONS, FEMALE REPROD	gynecology
368	477	INFECTIONS, FEMALE REPROD	NON-EXTENSIVE O.R. PROCED	gynecology
368	707	INFECTIONS, FEMALE REPROD	HIV W SIGNIFICANT HIV REL	gynecology
369	369	MENSTRUAL & OTHER FEMALE	MENSTRUAL 7 OTHER FEMALE	gynecology

Neurology and neurosurgery

DRG #	DGC #	DRG Name	DGC Name	Specialty
1	1	CRANIOTOMY AGE >17 EXCEPT	CRANIOTOMY W INTRACRANIAL	neurology
1	2	CRANIOTOMY AGE >17 EXCEPT	CRANIOTOMY W/O INTRACRANI	neurology
1	4	CRANIOTOMY AGE >17 EXCEPT	SPINAL PROCEDURES	neurology
1	5	CRANIOTOMY AGE >17 EXCEPT	EXTRACRANIAL VASCULAR PRO	neurology
1	7	CRANIOTOMY AGE >17 EXCEPT	NERVOUS SYST PROC FOR CRA	neurology
1	10	CRANIOTOMY AGE >17 EXCEPT	NERVOUS SYSTEM NEOPLASMS	neurology
1	12	CRANIOTOMY AGE >17 EXCEPT	DEGENERATIVE NERVOUS SYST	neurology
1	13	CRANIOTOMY AGE >17 EXCEPT	MULTIPLE SCLEROSIS & CERE	neurology
1	14	CRANIOTOMY AGE >17 EXCEPT	CEREBROVASC DISORD EXCEPT	neurology
1	16	CRANIOTOMY AGE >17 EXCEPT	NONSPECIFIC CEREBROVASCLU	neurology
1	17	CRANIOTOMY AGE >17 EXCEPT	INTRACRANIAL HEMORRHAGE	neurology
1	18	CRANIOTOMY AGE >17 EXCEPT	CRANIAL & PERIPHERAL NERV	neurology
1	19	CRANIOTOMY AGE >17 EXCEPT	TUBERCULOUS & BACTERIAL I	neurology
1	20	CRANIOTOMY AGE >17 EXCEPT	NON-BACTERIAL INFECTIONS	neurology
1	24	CRANIOTOMY AGE >17 EXCEPT	SEIZURE	neurology
1	34	CRANIOTOMY AGE >17 EXCEPT	OTHER DISORDERS OF NERVOU	neurology
1	468	CRANIOTOMY AGE >17 EXCEPT	EXTENSIVE O.R. PROCEDURE	neurology
1	703	CRANIOTOMY AGE >17 EXCEPT	HIV W O.R. PROCEDURE W/O	neurology
1	737	CRANIOTOMY AGE >17 EXCEPT	VENTRICULAR SHUNT PROCEDU	neurology
2	1	CRANIOTOMY FOR TRAUMA AGE	CRANIOTOMY W INTRACRANIAL	neurology
2	2	CRANIOTOMY FOR TRAUMA AGE	CRANIOTOMY W/O INTRACRANI	neurology
2	31	CRANIOTOMY FOR TRAUMA AGE	CONCUSSION, UNSPEC INTRAC	neurology
2	737	CRANIOTOMY FOR TRAUMA AGE	VENTRICULAR SHUNT PROCEDU	neurology
3	1	CRANIOTOMY AGE 0-17	CRANIOTOMY W INTRACRANIAL	neurology
3	2	CRANIOTOMY AGE 0-17	CRANIOTOMY W/O INTRACRANI	neurology
3	34	CRANIOTOMY AGE 0-17	OTHER DISORDERS OF NERVOU	neurology
3	737	CRANIOTOMY AGE 0-17	VENTRICULAR SHUNT PROCEDU	neurology
4	4	SPINAL PROCEDURES	SPINAL PROCEDURES	neurology
4	5	SPINAL PROCEDURES	EXTRACRANIAL VASCULAR PRO	neurology
4	6	SPINAL PROCEDURES	NERVOUS SYSTEM PROC FOR P	neurology
4	7	SPINAL PROCEDURES	NERVOUS SYST PROC FOR CRA	neurology
4	468	SPINAL PROCEDURES	EXTENSIVE O.R. PROCEDURE	neurology
4	703	SPINAL PROCEDURES	HIV W O.R. PROCEDURE W/O	neurology
5	5	EXTRACRANIAL VASCULAR PRO	EXTRACRANIAL VASCULAR PRO	neurology

6	6	CARPAL TUNNEL RELEASE	NERVOUS SYSTEM PROC FOR P	neurology
6	7	CARPAL TUNNEL RELEASE	NERVOUS SYST PROC FOR CRA	neurology
7	6	PERIPH & CRANIAL NERVE &	NERVOUS SYSTEM PROC FOR P	neurology
7	7	PERIPH & CRANIAL NERVE &	NERVOUS SYST PROC FOR CRA	neurology
7	468	PERIPH & CRANIAL NERVE &	EXTENSIVE O.R. PROCEDURE	neurology
7	477	PERIPH & CRANIAL NERVE &	NON-EXTENSIVE O.R. PROCED	neurology
7	702	PERIPH & CRANIAL NERVE &	HIV W O.R. PROCEDURE W MA	neurology
8	6	PERIPH & CRANIAL NERVE &	NERVOUS SYSTEM PROC FOR P	neurology
8	7	PERIPH & CRANIAL NERVE &	NERVOUS SYST PROC FOR CRA	neurology
8	468	PERIPH & CRANIAL NERVE &	EXTENSIVE O.R. PROCEDURE	neurology
8	477	PERIPH & CRANIAL NERVE &	NON-EXTENSIVE O.R. PROCED	neurology
9	9	SPINAL DISORDERS & INJURI	SPINAL DISORDERS & INJURI	neurology
9	477	SPINAL DISORDERS & INJURI	NON-EXTENSIVE O.R. PROCED	neurology
12	9	DEGENERATIVE NERVOUS SYST	SPINAL DISORDERS & INJURI	neurology
12	12	DEGENERATIVE NERVOUS SYST	DEGENERATIVE NERVOUS SYST	neurology
12	477	DEGENERATIVE NERVOUS SYST	NON-EXTENSIVE O.R. PROCED	neurology
12	706	DEGENERATIVE NERVOUS SYST	HIV W MAJ HIV REL DIAG W	neurology
12	707	DEGENERATIVE NERVOUS SYST	HIV W SIGNIFICANT HIV REL	neurology
13	13	MULTIPLE SCLEROSIS & CERE	MULTIPLE SCLEROSIS & CERE	neurology
13	477	MULTIPLE SCLEROSIS & CERE	NON-EXTENSIVE O.R. PROCED	neurology
14	14	SPECIFIC CEREBROVASCULAR	CEREBROVASC DISORD EXCEPT	neurology
14	17	SPECIFIC CEREBROVASCULAR	INTRACRANIAL HEMORRHAGE	neurology
14	477	SPECIFIC CEREBROVASCULAR	NON-EXTENSIVE O.R. PROCED	neurology
14	704	SPECIFIC CEREBROVASCULAR	HIV W MULTIPLE MAJOR HIV	neurology
14	705	SPECIFIC CEREBROVASCULAR	HIV W MAJ HIV REL DIAG W	neurology
14	706	SPECIFIC CEREBROVASCULAR	HIV W MAJ HIV REL DIAG W	neurology
15	15	TRANSIENT ISCHEMIC ATTACK	TRANSIENT ISCHEMIC ATTACK	neurology
15	477	TRANSIENT ISCHEMIC ATTACK	NON-EXTENSIVE O.R. PROCED	neurology
15	705	TRANSIENT ISCHEMIC ATTACK	HIV W MAJ HIV REL DIAG W	neurology
16	16	NONSPECIFIC CEREBROVASCUL	NONSPECIFIC CEREBROVASCUL	neurology
16	477	NONSPECIFIC CEREBROVASCUL	NON-EXTENSIVE O.R. PROCED	neurology
16	704	NONSPECIFIC CEREBROVASCUL	HIV W MULTIPLE MAJOR HIV	neurology
16	705	NONSPECIFIC CEREBROVASCUL	HIV W MAJ HIV REL DIAG W	neurology
16	706	NONSPECIFIC CEREBROVASCUL	HIV W MAJ HIV REL DIAG W	neurology
17	16	NONSPECIFIC CEREBROVASCUL	NONSPECIFIC CEREBROVASCUL	neurology
17	706	NONSPECIFIC CEREBROVASCUL	HIV W MAJ HIV REL DIAG W	neurology
18	18	CRANIAL & PERIPHERAL NERV	CRANIAL & PERIPHERAL NERV	neurology
18	20	CRANIAL & PERIPHERAL NERV	NON-BACTERIAL INFECTIONS	neurology
18	468	CRANIAL & PERIPHERAL NERV	EXTENSIVE O.R. PROCEDURE	neurology
18	477	CRANIAL & PERIPHERAL NERV	NON-EXTENSIVE O.R. PROCED	neurology
18	705	CRANIAL & PERIPHERAL NERV	HIV W MAJ HIV REL DIAG W	neurology
18	706	CRANIAL & PERIPHERAL NERV	HIV W MAJ HIV REL DIAG W	neurology
18	707	CRANIAL & PERIPHERAL NERV	HIV W SIGNIFICANT HIV REL	neurology
19	18	CRANIAL & PERIPHERAL NERV	CRANIAL & PERIPHERAL NERV	neurology
19	20	CRANIAL & PERIPHERAL NERV	NON-BACTERIAL INFECTIONS	neurology
19	477	CRANIAL & PERIPHERAL NERV	NON-EXTENSIVE O.R. PROCED	neurology
19	706	CRANIAL & PERIPHERAL NERV	HIV W MAJ HIV REL DIAG W	neurology
20	19	NERVOUS SYSTEM INFECTION	TUBERCULOUS & BACTERIAL I	neurology
20	20	NERVOUS SYSTEM INFECTION	NON-BACTERIAL INFECTIONS	neurology
20	477	NERVOUS SYSTEM INFECTION	NON-EXTENSIVE O.R. PROCED	neurology
20	704	NERVOUS SYSTEM INFECTION	HIV W MULTIPLE MAJOR HIV	neurology
20	705	NERVOUS SYSTEM INFECTION	HIV W MAJ HIV REL DIAG W	neurology
20	706	NERVOUS SYSTEM INFECTION	HIV W MAJ HIV REL DIAG W	neurology
21	20	VIRAL MENINGITIS	NON-BACTERIAL INFECTIONS	neurology
21	21	VIRAL MENINGITIS	VIRAL MENINGITIS	neurology
21	705	VIRAL MENINGITIS	HIV W MAJ HIV REL DIAG W	neurology
21	706	VIRAL MENINGITIS	HIV W MAJ HIV REL DIAG W	neurology

22	22	HYPERTENSIVE ENCEPHALOPAT	HYPERTENSIVE ENCEPHALOPAT	neurology
23	23	NONTRAUMATIC STUPOR & COM	NONTRAUMATIC STUPOR & COM	neurology
23	477	NONTRAUMATIC STUPOR & COM	NON-EXTENSIVE O.R. PROCED	neurology
23	706	NONTRAUMATIC STUPOR & COM	HIV W MAJ HIV REL DIAG W	neurology
24	24	SEIZURE & HEADACHE AGE >1	SEIZURE	neurology
24	25	SEIZURE & HEADACHE AGE >1	HEADACHE	neurology
24	477	SEIZURE & HEADACHE AGE >1	NON-EXTENSIVE O.R. PROCED	neurology
24	704	SEIZURE & HEADACHE AGE >1	HIV W MULTIPLE MAJOR HIV	neurology
24	705	SEIZURE & HEADACHE AGE >1	HIV W MAJ HIV REL DIAG W	neurology
24	706	SEIZURE & HEADACHE AGE >1	HIV W MAJ HIV REL DIAG W	neurology
24	707	SEIZURE & HEADACHE AGE >1	HIV W SIGNIFICANT HIV REL	neurology
24	708	SEIZURE & HEADACHE AGE >1	HIV W/O MAJOR OR SIGNIFIC	neurology
25	24	SEIZURE & HEADACHE AGE >1	SEIZURE	neurology
25	25	SEIZURE & HEADACHE AGE >1	HEADACHE	neurology
25	477	SEIZURE & HEADACHE AGE >1	NON-EXTENSIVE O.R. PROCED	neurology
25	708	SEIZURE & HEADACHE AGE >1	HIV W/O MAJOR OR SIGNIFIC	neurology
26	24	SEIZURE & HEADACHE AGE 0-	SEIZURE	neurology
26	25	SEIZURE & HEADACHE AGE 0-	HEADACHE	neurology
27	27	TRAUMATIC STUPOR & COMA,	HEAD TRAUMA W COMA > 1 HR	neurology
27	28	TRAUMATIC STUPOR & COMA,	SKULL FRACTURE AND SPEC I	neurology
27	31	TRAUMATIC STUPOR & COMA,	CONCUSSION, UNSPEC INTRAC	neurology
27	477	TRAUMATIC STUPOR & COMA,	NON-EXTENSIVE O.R. PROCED	neurology
28	27	TRAUMATIC STUPOR & COMA,	HEAD TRAUMA W COMA > 1 HR	neurology
28	28	TRAUMATIC STUPOR & COMA,	SKULL FRACTURE AND SPEC I	neurology
28	31	TRAUMATIC STUPOR & COMA,	CONCUSSION, UNSPEC INTRAC	neurology
28	477	TRAUMATIC STUPOR & COMA,	NON-EXTENSIVE O.R. PROCED	neurology
29	27	TRAUMATIC STUPOR & COMA,	HEAD TRAUMA W COMA > 1 HR	neurology
29	28	TRAUMATIC STUPOR & COMA,	SKULL FRACTURE AND SPEC I	neurology
29	31	TRAUMATIC STUPOR & COMA,	CONCUSSION, UNSPEC INTRAC	neurology
29	477	TRAUMATIC STUPOR & COMA,	NON-EXTENSIVE O.R. PROCED	neurology
31	27	CONCUSSION AGE >17 W CC	HEAD TRAUMA W COMA > 1 HR	neurology
31	31	CONCUSSION AGE >17 W CC	CONCUSSION, UNSPEC INTRAC	neurology
31	477	CONCUSSION AGE >17 W CC	NON-EXTENSIVE O.R. PROCED	neurology
32	27	CONCUSSION AGE >17 W/O CC	HEAD TRAUMA W COMA > 1 HR	neurology
32	31	CONCUSSION AGE >17 W/O CC	CONCUSSION, UNSPEC INTRAC	neurology
32	477	CONCUSSION AGE >17 W/O CC	NON-EXTENSIVE O.R. PROCED	neurology
34	9	OTHER DISORDERS OF NERVOU	SPINAL DISORDERS & INJURI	neurology
34	34	OTHER DISORDERS OF NERVOU	OTHER DISORDERS OF NERVOU	neurology
34	477	OTHER DISORDERS OF NERVOU	NON-EXTENSIVE O.R. PROCED	neurology
34	706	OTHER DISORDERS OF NERVOU	HIV W MAJ HIV REL DIAG W	neurology
35	9	OTHER DISORDERS OF NERVOU	SPINAL DISORDERS & INJURI	neurology
35	34	OTHER DISORDERS OF NERVOU	OTHER DISORDERS OF NERVOU	neurology
35	477	OTHER DISORDERS OF NERVOU	NON-EXTENSIVE O.R. PROCED	neurology

Orthopedics

DRG #	DGC #	DRG Name	DGC Name	Specialty
209	209	MAJOR JOINT & LIMB REATTA	MAJ JOINT & LIMB REATTACH	othopedics
209	212	MAJOR JOINT & LIMB REATTA	MAJ JOINT & LIMB REATTACH	othopedics
209	703	MAJOR JOINT & LIMB REATTA	HIV W O.R. PROCEDURE W/O	othopedics
210	210	HIP & FEMUR PROCEDURES EX	HIP & FEMUR PROCEDURES EX	othopedics
210	211	HIP & FEMUR PROCEDURES EX	HIP & FEMUR PROCEDURES EX	othopedics
210	234	HIP & FEMUR PROCEDURES EX	CRANIAL & FACIAL BONE REC	othopedics
210	491	HIP & FEMUR PROCEDURES EX	MAJOR JOINT & LIMB REATTA	othopedics
210	756	HIP & FEMUR PROCEDURES EX	DORSAL & LUMBAR FUSION PR	othopedics
211	210	HIP & FEMUR PROCEDURES EX	HIP & FEMUR PROCEDURES EX	othopedics
211	211	HIP & FEMUR PROCEDURES EX	HIP & FEMUR PROCEDURES EX	othopedics

211	491	HIP & FEMUR PROCEDURES EX	MAJOR JOINT & LIMB REATTA	orthopedics
211	756	HIP & FEMUR PROCEDURES EX	DORSAL & LUMBAR FUSION PR	orthopedics
212	210	HIP & FEMUR PROCEDURES EX	HIP & FEMUR PROCEDURES EX	orthopedics
212	211	HIP & FEMUR PROCEDURES EX	HIP & FEMUR PROCEDURES EX	orthopedics
213	213	AMPUTATION FOR MUSCULOSKE	AMPUTATION FOR MUSCULOSKE	orthopedics
213	218	AMPUTATION FOR MUSCULOSKE	HUMER, KNEE & LOW EXTREM	orthopedics
213	226	AMPUTATION FOR MUSCULOSKE	SOFT TISSUE PROCEDURES	orthopedics
213	231	AMPUTATION FOR MUSCULOSKE	LOCAL EXCISION & REMOVAL	orthopedics
213	757	AMPUTATION FOR MUSCULOSKE	OTHER BACK & NECK PROCEDU	orthopedics
214	227	BACK & NECK PROCEDURES W	MULTIPLE CRANIAL & FACIAL	orthopedics
214	234	BACK & NECK PROCEDURES W	CRANIAL & FACIAL BONE REC	orthopedics
214	755	BACK & NECK PROCEDURES W	DORSAL & LUMBAR FUSION PR	orthopedics
214	756	BACK & NECK PROCEDURES W	DORSAL & LUMBAR FUSION PR	orthopedics
214	757	BACK & NECK PROCEDURES W	OTHER BACK & NECK PROCEDU	orthopedics
215	234	BACK & NECK PROCEDURES W/	CRANIAL & FACIAL BONE REC	orthopedics
215	755	BACK & NECK PROCEDURES W/	DORSAL & LUMBAR FUSION PR	orthopedics
215	756	BACK & NECK PROCEDURES W/	DORSAL & LUMBAR FUSION PR	orthopedics
215	757	BACK & NECK PROCEDURES W/	OTHER BACK & NECK PROCEDU	orthopedics
216	210	BIOPSIES OF MUSCULOSKELET	HIP & FEMUR PROCEDURES EX	orthopedics
216	211	BIOPSIES OF MUSCULOSKELET	HIP & FEMUR PROCEDURES EX	orthopedics
216	213	BIOPSIES OF MUSCULOSKELET	AMPUTATION FOR MUSCULOSKE	orthopedics
216	216	BIOPSIES OF MUSCULOSKELET	BIOPSIES OF MUSCULOSKELET	orthopedics
216	227	BIOPSIES OF MUSCULOSKELET	MULTIPLE CRANIAL & FACIAL	orthopedics
216	234	BIOPSIES OF MUSCULOSKELET	CRANIAL & FACIAL BONE REC	orthopedics
216	491	BIOPSIES OF MUSCULOSKELET	MAJOR JOINT & LIMB REATTA	orthopedics
216	755	BIOPSIES OF MUSCULOSKELET	DORSAL & LUMBAR FUSION PR	orthopedics
216	756	BIOPSIES OF MUSCULOSKELET	DORSAL & LUMBAR FUSION PR	orthopedics
216	757	BIOPSIES OF MUSCULOSKELET	OTHER BACK & NECK PROCEDU	orthopedics
217	209	WND DEBRID & SKN GRFT EXC	MAJ JOINT & LIMB REATTACH	orthopedics
217	210	WND DEBRID & SKN GRFT EXC	HIP & FEMUR PROCEDURES EX	orthopedics
217	211	WND DEBRID & SKN GRFT EXC	HIP & FEMUR PROCEDURES EX	orthopedics
217	212	WND DEBRID & SKN GRFT EXC	MAJ JOINT & LIMB REATTACH	orthopedics
217	213	WND DEBRID & SKN GRFT EXC	AMPUTATION FOR MUSCULOSKE	orthopedics
217	217	WND DEBRID & SKN GRFT EXC	WND DEBRID & SKN GRFT EXC	orthopedics
217	227	WND DEBRID & SKN GRFT EXC	MULTIPLE CRANIAL & FACIAL	orthopedics
217	234	WND DEBRID & SKN GRFT EXC	CRANIAL & FACIAL BONE REC	orthopedics
217	491	WND DEBRID & SKN GRFT EXC	MAJOR JOINT & LIMB REATTA	orthopedics
217	755	WND DEBRID & SKN GRFT EXC	DORSAL & LUMBAR FUSION PR	orthopedics
217	756	WND DEBRID & SKN GRFT EXC	DORSAL & LUMBAR FUSION PR	orthopedics
217	757	WND DEBRID & SKN GRFT EXC	OTHER BACK & NECK PROCEDU	orthopedics
217	790	WND DEBRID & SKN GRFT EXC	WOUND DEBRID & SKIN GRFT	orthopedics
218	218	LOWER EXTREM & HUMER PROC	HUMER, KNEE & LOW EXTREM	orthopedics
218	234	LOWER EXTREM & HUMER PROC	CRANIAL & FACIAL BONE REC	orthopedics
219	218	LOWER EXTREM & HUMER PROC	HUMER, KNEE & LOW EXTREM	orthopedics
219	234	LOWER EXTREM & HUMER PROC	CRANIAL & FACIAL BONE REC	orthopedics
220	218	LOWER EXTREM & HUMER PROC	HUMER, KNEE & LOW EXTREM	orthopedics
221	218	KNEE PROCEDURES W CC	HUMER, KNEE & LOW EXTREM	orthopedics
222	218	KNEE PROCEDURES W/O CC	HUMER, KNEE & LOW EXTREM	orthopedics
223	223	MAJOR SHOULDER/ELBOW PROC	MAJOR SHOULDER/ELBOW PROC	orthopedics
223	224	MAJOR SHOULDER/ELBOW PROC	SHOULDER, ELBOW OR FOREAR	orthopedics
223	234	MAJOR SHOULDER/ELBOW PROC	CRANIAL & FACIAL BONE REC	orthopedics
224	224	SHOULDER,ELBOW OR FOREARM	SHOULDER, ELBOW OR FOREAR	orthopedics
225	223	FOOT PROCEDURES	MAJOR SHOULDER/ELBOW PROC	orthopedics
225	225	FOOT PROCEDURES	FOOT PROCEDURES	orthopedics
225	228	FOOT PROCEDURES	MAJOR THUMB OR JOINT PROC	orthopedics
225	234	FOOT PROCEDURES	CRANIAL & FACIAL BONE REC	orthopedics
226	226	SOFT TISSUE PROCEDURES W	SOFT TISSUE PROCEDURES	orthopedics

226	227	SOFT TISSUE PROCEDURES W	MULTIPLE CRANIAL & FACIAL	othopedics
226	234	SOFT TISSUE PROCEDURES W	CRANIAL & FACIAL BONE REC	othopedics
227	226	SOFT TISSUE PROCEDURES W/	SOFT TISSUE PROCEDURES	othopedics
227	227	SOFT TISSUE PROCEDURES W/	MULTIPLE CRANIAL & FACIAL	othopedics
227	234	SOFT TISSUE PROCEDURES W/	CRANIAL & FACIAL BONE REC	othopedics
228	223	MAJOR THUMB OR JOINT PROC	MAJOR SHOULDER/ELBOW PROC	othopedics
228	224	MAJOR THUMB OR JOINT PROC	SHOULDER, ELBOW OR FOREAR	othopedics
228	228	MAJOR THUMB OR JOINT PROC	MAJOR THUMB OR JOINT PROC	othopedics
228	229	MAJOR THUMB OR JOINT PROC	HAND OR WRIST PROC. EXCEP	othopedics
228	232	MAJOR THUMB OR JOINT PROC	ARTHROSCOPY	othopedics
228	234	MAJOR THUMB OR JOINT PROC	CRANIAL & FACIAL BONE REC	othopedics
228	703	MAJOR THUMB OR JOINT PROC	HIV W O.R. PROCEDURE W/O	othopedics
229	229	HAND OR WRIST PROC, EXCEP	HAND OR WRIST PROC. EXCEP	othopedics
230	230	LOCAL EXCISION & REMOVAL	LOCAL EXCISION & REMOVAL	othopedics
231	227	LOCAL EXCISION & REMOVAL	MULTIPLE CRANIAL & FACIAL	othopedics
231	231	LOCAL EXCISION & REMOVAL	LOCAL EXCISION & REMOVAL	othopedics
231	234	LOCAL EXCISION & REMOVAL	CRANIAL & FACIAL BONE REC	othopedics
232	224	ARTHROSCOPY	SHOULDER, ELBOW OR FOREAR	othopedics
232	232	ARTHROSCOPY	ARTHROSCOPY	othopedics
233	227	OTHER MUSCULOSKELET SYS &	MULTIPLE CRANIAL & FACIAL	othopedics
233	233	OTHER MUSCULOSKELET SYS &	OTHER MUSCULOSKELET SYS	othopedics
233	234	OTHER MUSCULOSKELET SYS &	CRANIAL & FACIAL BONE REC	othopedics
234	227	OTHER MUSCULOSKELET SYS &	MULTIPLE CRANIAL & FACIAL	othopedics
234	233	OTHER MUSCULOSKELET SYS &	OTHER MUSCULOSKELET SYS	othopedics
234	234	OTHER MUSCULOSKELET SYS &	CRANIAL & FACIAL BONE REC	othopedics
235	235	FRACTURES OF FEMUR	FRACTURES OF FEMUR	othopedics
235	477	FRACTURES OF FEMUR	NON-EXTENSIVE O.R. PROCED	othopedics
236	236	FRACTURES OF HIP & PELVIS	FRACTURES OF HIP & PELVIS	othopedics
236	477	FRACTURES OF HIP & PELVIS	NON-EXTENSIVE O.R. PROCED	othopedics
237	237	SPRAINS, STRAINS, & DISLO	SPRAINS, STRAINS & DISLOC	othopedics
237	477	SPRAINS, STRAINS, & DISLO	NON-EXTENSIVE O.R. PROCED	othopedics
238	238	OSTEOMYELITIS	OSTEOMYELITIS	othopedics
238	477	OSTEOMYELITIS	NON-EXTENSIVE O.R. PROCED	othopedics
240	240	CONNECTIVE TISSUE DISORDE	CONNECTIVE TISSUE DISORDE	othopedics
240	477	CONNECTIVE TISSUE DISORDE	NON-EXTENSIVE O.R. PROCED	othopedics
240	705	CONNECTIVE TISSUE DISORDE	HIV W MAJ HIV REL DIAG W	othopedics
240	707	CONNECTIVE TISSUE DISORDE	HIV W SIGNIFICANT HIV REL	othopedics
241	240	CONNECTIVE TISSUE DISORDE	CONNECTIVE TISSUE DISORDE	othopedics
241	707	CONNECTIVE TISSUE DISORDE	HIV W SIGNIFICANT HIV REL	othopedics
471	471	BILATERAL OR MULTIPLE MAJ	BILATERAL OR MULTIPLE MAJ	othopedics
485	210	LIMB REATTACHMENT, HIP AN	HIP & FEMUR PROCEDURES EX	othopedics
485	731	LIMB REATTACHMENT, HIP AN	SPINE, HIP, FEMUR OR LIMB	othopedics
491	491	MAJOR JOINT & LIMB REATTA	MAJOR JOINT & LIMB REATTA	othopedics

Ear, nose, and throat

DRG #	DGC #	DRG Name	DGC Name	Specialty
49	49	MAJOR HEAD & NECK PROCEDU	OTHER MAJOR HEAD AND NECK	otolaryngology
49	786	MAJOR HEAD & NECK PROCEDU	MAJOR LARYNX AND TRACHEAL	otolaryngology
50	51	SIALOADENECTOMY	SIALOADENECTOMY & SALIVAR	otolaryngology
50	54	SIALOADENECTOMY	FACIAL BONE PROCEDURES EX	otolaryngology
50	58	SIALOADENECTOMY	LARYNX, PHARYNX & TRACHEA	otolaryngology
51	51	SALIVARY GLAND PROCEDURES	SIALOADENECTOMY & SALIVAR	otolaryngology
51	54	SALIVARY GLAND PROCEDURES	FACIAL BONE PROCEDURES EX	otolaryngology
55	54	MISCELLANEOUS EAR, NOSE,	FACIAL BONE PROCEDURES EX	otolaryngology
55	56	MISCELLANEOUS EAR, NOSE,	RHINOPLASTY	otolaryngology
55	58	MISCELLANEOUS EAR, NOSE,	LARYNX, PHARYNX & TRACHEA	otolaryngology

55	63	MISCELLANEOUS EAR, NOSE,	OTHER EAR, NOSE, MOUTH, T	otolaryngology
55	786	MISCELLANEOUS EAR, NOSE,	MAJOR LARYNX AND TRACHEAL	otolaryngology
57	49	T&A PROC, EXCEPT TONSILLE	OTHER MAJOR HEAD AND NECK	otolaryngology
57	51	T&A PROC, EXCEPT TONSILLE	SIALOADENECTOMY & SALIVAR	otolaryngology
57	54	T&A PROC, EXCEPT TONSILLE	FACIAL BONE PROCEDURES EX	otolaryngology
57	56	T&A PROC, EXCEPT TONSILLE	RHINOPLASTY	otolaryngology
57	57	T&A PROC, EXCEPT TONSILLE	TONSILLECTOMY & ADENOIDEC	otolaryngology
57	58	T&A PROC, EXCEPT TONSILLE	LARYNX, PHARYNX & TRACHEA	otolaryngology
57	168	T&A PROC, EXCEPT TONSILLE	MOUTH PROCEDURES	otolaryngology
57	786	T&A PROC, EXCEPT TONSILLE	MAJOR LARYNX AND TRACHEAL	otolaryngology
61	49	MYRINGOTOMY W TUBE INSERT	OTHER MAJOR HEAD AND NECK	otolaryngology
61	51	MYRINGOTOMY W TUBE INSERT	SIALOADENECTOMY & SALIVAR	otolaryngology
61	53	MYRINGOTOMY W TUBE INSERT	SINUS & MASTOID PROCEDURE	otolaryngology
61	54	MYRINGOTOMY W TUBE INSERT	FACIAL BONE PROCEDURES EX	otolaryngology
61	57	MYRINGOTOMY W TUBE INSERT	TONSILLECTOMY & ADENOIDEC	otolaryngology
61	58	MYRINGOTOMY W TUBE INSERT	LARYNX, PHARYNX & TRACHEA	otolaryngology
61	63	MYRINGOTOMY W TUBE INSERT	OTHER EAR, NOSE, MOUTH, T	otolaryngology
61	168	MYRINGOTOMY W TUBE INSERT	MOUTH PROCEDURES	otolaryngology
62	57	MYRINGOTOMY W TUBE INSERT	TONSILLECTOMY & ADENOIDEC	otolaryngology
62	168	MYRINGOTOMY W TUBE INSERT	MOUTH PROCEDURES	otolaryngology
63	54	OTHER EAR, NOSE, MOUTH &	FACIAL BONE PROCEDURES EX	otolaryngology
63	58	OTHER EAR, NOSE, MOUTH &	LARYNX, PHARYNX & TRACHEA	otolaryngology
63	63	OTHER EAR, NOSE, MOUTH &	OTHER EAR, NOSE, MOUTH, T	otolaryngology
63	64	OTHER EAR, NOSE, MOUTH &	EAR, NOSE, MOUTH & THROAT	otolaryngology
63	65	OTHER EAR, NOSE, MOUTH &	DYSEQUILIBRIUM	otolaryngology
63	73	OTHER EAR, NOSE, MOUTH &	OTHER EAR, NOSE, MOUTH &	otolaryngology
63	468	OTHER EAR, NOSE, MOUTH &	EXTENSIVE O.R. PROCEDURE	otolaryngology
63	786	OTHER EAR, NOSE, MOUTH &	MAJOR LARYNX AND TRACHEAL	otolaryngology
65	65	DYSEQUILIBRIUM	DYSEQUILIBRIUM	otolaryngology
65	477	DYSEQUILIBRIUM	NON-EXTENSIVE O.R. PROCED	otolaryngology
66	66	EPISTAXIS	EPISTAXIS	otolaryngology
67	67	EPIGLOTTITIS	EPIGLOTTITIS	otolaryngology
68	68	OTITIS MEDIA & URI AGE >1	OTITIS MEDIA & URI	otolaryngology
68	477	OTITIS MEDIA & URI AGE >1	NON-EXTENSIVE O.R. PROCED	otolaryngology
69	68	OTITIS MEDIA & URI AGE >1	OTITIS MEDIA & URI	otolaryngology
69	477	OTITIS MEDIA & URI AGE >1	NON-EXTENSIVE O.R. PROCED	otolaryngology
70	68	OTITIS MEDIA & URI AGE 0-	OTITIS MEDIA & URI	otolaryngology
71	71	LARYNGOTRACHEITIS	LARYNGOTRACHEITIS	otolaryngology
72	72	NASAL TRAUMA & DEFORMITY	NASAL TRAUMA & DEFORMITY	otolaryngology
72	477	NASAL TRAUMA & DEFORMITY	NON-EXTENSIVE O.R. PROCED	otolaryngology
73	73	OTHER EAR, NOSE, MOUTH &	OTHER EAR, NOSE, MOUTH &	otolaryngology
73	477	OTHER EAR, NOSE, MOUTH &	NON-EXTENSIVE O.R. PROCED	otolaryngology
74	73	OTHER EAR, NOSE, MOUTH &	OTHER EAR, NOSE, MOUTH &	otolaryngology

Respiratory disorders

DRG #	DGC #	DRG Name	DGC Name	Specialty
76	75	OTHER RESP SYSTEM O.R. PR	MAJOR CHEST PROCEDURES	Pulmonary
76	76	OTHER RESP SYSTEM O.R. PR	OTHER RESP SYSTEM O.R. PR	Pulmonary
76	79	OTHER RESP SYSTEM O.R. PR	RESPIRATORY INFECTIONS &	Pulmonary
76	82	OTHER RESP SYSTEM O.R. PR	RESPIRATORY NEOPLASMS	Pulmonary
76	87	OTHER RESP SYSTEM O.R. PR	PULMONARY EDEMA & RESPIRA	Pulmonary
76	88	OTHER RESP SYSTEM O.R. PR	CHRONIC OBSTRUCTIVE PULMO	Pulmonary
76	89	OTHER RESP SYSTEM O.R. PR	SIMPLE PNEUMONIA & PLEURI	Pulmonary
76	96	OTHER RESP SYSTEM O.R. PR	BRONCHITIS & ASTHMA	Pulmonary
76	101	OTHER RESP SYSTEM O.R. PR	RESPIRATORY SYSTEM SIGNS,	Pulmonary
76	306	OTHER RESP SYSTEM O.R. PR	PROSTATECTOMY	Pulmonary

76	315	OTHER RESP SYSTEM O.R. PR	OTHER KIDNEY & URINARY TR	Pulmonary
76	468	OTHER RESP SYSTEM O.R. PR	EXTENSIVE O.R. PROCEDURE	Pulmonary
76	475	OTHER RESP SYSTEM O.R. PR	RESPIRATORY SYSTEM DIAGNO	Pulmonary
76	477	OTHER RESP SYSTEM O.R. PR	NON-EXTENSIVE O.R. PROCED	Pulmonary
76	701	OTHER RESP SYSTEM O.R. PR	HIV W O.R. PROC W MULTIPL	Pulmonary
76	702	OTHER RESP SYSTEM O.R. PR	HIV W O.R. PROCEDURE W MA	Pulmonary
76	703	OTHER RESP SYSTEM O.R. PR	HIV W O.R. PROCEDURE W/O	Pulmonary
77	75	OTHER RESP SYSTEM O.R. PR	MAJOR CHEST PROCEDURES	Pulmonary
77	76	OTHER RESP SYSTEM O.R. PR	OTHER RESP SYSTEM O.R. PR	Pulmonary
77	89	OTHER RESP SYSTEM O.R. PR	SIMPLE PNEUMONIA & PLEURI	Pulmonary
77	96	OTHER RESP SYSTEM O.R. PR	BRONCHITIS & ASTHMA	Pulmonary
77	101	OTHER RESP SYSTEM O.R. PR	RESPIRATORY SYSTEM SIGNS,	Pulmonary
77	468	OTHER RESP SYSTEM O.R. PR	EXTENSIVE O.R. PROCEDURE	Pulmonary
77	475	OTHER RESP SYSTEM O.R. PR	RESPIRATORY SYSTEM DIAGNO	Pulmonary
77	477	OTHER RESP SYSTEM O.R. PR	NON-EXTENSIVE O.R. PROCED	Pulmonary
77	702	OTHER RESP SYSTEM O.R. PR	HIV W O.R. PROCEDURE W MA	Pulmonary
77	703	OTHER RESP SYSTEM O.R. PR	HIV W O.R. PROCEDURE W/O	Pulmonary
78	78	PULMONARY EMBOLISM	PULMONARY EMBOLISM	Pulmonary
78	477	PULMONARY EMBOLISM	NON-EXTENSIVE O.R. PROCED	Pulmonary
79	79	RESPIRATORY INFECTIONS &	RESPIRATORY INFECTIONS &	Pulmonary
79	477	RESPIRATORY INFECTIONS &	NON-EXTENSIVE O.R. PROCED	Pulmonary
79	631	RESPIRATORY INFECTIONS &	BPD & OTH CHRONIC RESPIRA	Pulmonary
79	704	RESPIRATORY INFECTIONS &	HIV W MULTIPLE MAJOR HIV	Pulmonary
79	705	RESPIRATORY INFECTIONS &	HIV W MAJ HIV REL DIAG W	Pulmonary
79	706	RESPIRATORY INFECTIONS &	HIV W MAJ HIV REL DIAG W	Pulmonary
79	707	RESPIRATORY INFECTIONS &	HIV W SIGNIFICANT HIV REL	Pulmonary
79	740	RESPIRATORY INFECTIONS &	CYSTIC FIBROSIS	Pulmonary
80	79	RESPIRATORY INFECTIONS &	RESPIRATORY INFECTIONS &	Pulmonary
80	477	RESPIRATORY INFECTIONS &	NON-EXTENSIVE O.R. PROCED	Pulmonary
80	706	RESPIRATORY INFECTIONS &	HIV W MAJ HIV REL DIAG W	Pulmonary
81	79	RESPIRATORY INFECTIONS &	RESPIRATORY INFECTIONS &	Pulmonary
85	85	PLEURAL EFFUSION W CC	PLEURAL EFFUSION	Pulmonary
85	477	PLEURAL EFFUSION W CC	NON-EXTENSIVE O.R. PROCED	Pulmonary
85	704	PLEURAL EFFUSION W CC	HIV W MULTIPLE MAJOR HIV	Pulmonary
85	705	PLEURAL EFFUSION W CC	HIV W MAJ HIV REL DIAG W	Pulmonary
85	706	PLEURAL EFFUSION W CC	HIV W MAJ HIV REL DIAG W	Pulmonary
85	740	PLEURAL EFFUSION W CC	CYSTIC FIBROSIS	Pulmonary
86	85	PLEURAL EFFUSION W/O CC	PLEURAL EFFUSION	Pulmonary
86	477	PLEURAL EFFUSION W/O CC	NON-EXTENSIVE O.R. PROCED	Pulmonary
87	87	PULMONARY EDEMA & RESPIRA	PULMONARY EDEMA & RESPIRA	Pulmonary
87	477	PULMONARY EDEMA & RESPIRA	NON-EXTENSIVE O.R. PROCED	Pulmonary
87	704	PULMONARY EDEMA & RESPIRA	HIV W MULTIPLE MAJOR HIV	Pulmonary
87	705	PULMONARY EDEMA & RESPIRA	HIV W MAJ HIV REL DIAG W	Pulmonary
87	706	PULMONARY EDEMA & RESPIRA	HIV W MAJ HIV REL DIAG W	Pulmonary
87	740	PULMONARY EDEMA & RESPIRA	CYSTIC FIBROSIS	Pulmonary
88	88	CHRONIC OBSTRUCTIVE PULMO	CHRONIC OBSTRUCTIVE PULMO	Pulmonary
88	468	CHRONIC OBSTRUCTIVE PULMO	EXTENSIVE O.R. PROCEDURE	Pulmonary
88	477	CHRONIC OBSTRUCTIVE PULMO	NON-EXTENSIVE O.R. PROCED	Pulmonary
88	740	CHRONIC OBSTRUCTIVE PULMO	CYSTIC FIBROSIS	Pulmonary
89	89	SIMPLE PNEUMONIA & PLEURI	SIMPLE PNEUMONIA & PLEURI	Pulmonary
89	90	SIMPLE PNEUMONIA & PLEURI	RSV PNEUMONIA & WHOOPING	Pulmonary
89	325	SIMPLE PNEUMONIA & PLEURI	KIDNEY & URINARY TRACT SI	Pulmonary
89	477	SIMPLE PNEUMONIA & PLEURI	NON-EXTENSIVE O.R. PROCED	Pulmonary
89	704	SIMPLE PNEUMONIA & PLEURI	HIV W MULTIPLE MAJOR HIV	Pulmonary
89	705	SIMPLE PNEUMONIA & PLEURI	HIV W MAJ HIV REL DIAG W	Pulmonary
89	706	SIMPLE PNEUMONIA & PLEURI	HIV W MAJ HIV REL DIAG W	Pulmonary
89	707	SIMPLE PNEUMONIA & PLEURI	HIV W SIGNIFICANT HIV REL	Pulmonary

89	740	SIMPLE PNEUMONIA & PLEURI	CYSTIC FIBROSIS	Pulmonary
90	89	SIMPLE PNEUMONIA & PLEURI	SIMPLE PNEUMONIA & PLEURI	Pulmonary
90	90	SIMPLE PNEUMONIA & PLEURI	RSV PNEUMONIA & WHOOPING	Pulmonary
90	325	SIMPLE PNEUMONIA & PLEURI	KIDNEY & URINARY TRACT SI	Pulmonary
90	477	SIMPLE PNEUMONIA & PLEURI	NON-EXTENSIVE O.R. PROCED	Pulmonary
90	705	SIMPLE PNEUMONIA & PLEURI	HIV W MAJ HIV REL DIAG W	Pulmonary
90	707	SIMPLE PNEUMONIA & PLEURI	HIV W SIGNIFICANT HIV REL	Pulmonary
91	89	SIMPLE PNEUMONIA & PLEURI	SIMPLE PNEUMONIA & PLEURI	Pulmonary
91	90	SIMPLE PNEUMONIA & PLEURI	RSV PNEUMONIA & WHOOPING	Pulmonary
92	92	INTERSTITIAL LUNG DISEASE	INTERSTITIAL LUNG DISEASE	Pulmonary
92	477	INTERSTITIAL LUNG DISEASE	NON-EXTENSIVE O.R. PROCED	Pulmonary
92	707	INTERSTITIAL LUNG DISEASE	HIV W SIGNIFICANT HIV REL	Pulmonary
92	708	INTERSTITIAL LUNG DISEASE	HIV W/O MAJOR OR SIGNIFIC	Pulmonary
92	740	INTERSTITIAL LUNG DISEASE	CYSTIC FIBROSIS	Pulmonary
93	92	INTERSTITIAL LUNG DISEASE	INTERSTITIAL LUNG DISEASE	Pulmonary
93	707	INTERSTITIAL LUNG DISEASE	HIV W SIGNIFICANT HIV REL	Pulmonary
94	94	PNEUMOTHORAX W CC	PNEUMOTHORAX	Pulmonary
94	477	PNEUMOTHORAX W CC	NON-EXTENSIVE O.R. PROCED	Pulmonary
94	704	PNEUMOTHORAX W CC	HIV W MULTIPLE MAJOR HIV	Pulmonary
94	705	PNEUMOTHORAX W CC	HIV W MAJ HIV REL DIAG W	Pulmonary
94	707	PNEUMOTHORAX W CC	HIV W SIGNIFICANT HIV REL	Pulmonary
94	740	PNEUMOTHORAX W CC	CYSTIC FIBROSIS	Pulmonary
95	94	PNEUMOTHORAX W/O CC	PNEUMOTHORAX	Pulmonary
95	707	PNEUMOTHORAX W/O CC	HIV W SIGNIFICANT HIV REL	Pulmonary
96	90	BRONCHITIS & ASTHMA AGE >	RSV PNEUMONIA & WHOOPING	Pulmonary
96	96	BRONCHITIS & ASTHMA AGE >	BRONCHITIS & ASTHMA	Pulmonary
96	468	BRONCHITIS & ASTHMA AGE >	EXTENSIVE O.R. PROCEDURE	Pulmonary
96	477	BRONCHITIS & ASTHMA AGE >	NON-EXTENSIVE O.R. PROCED	Pulmonary
96	740	BRONCHITIS & ASTHMA AGE >	CYSTIC FIBROSIS	Pulmonary
97	90	BRONCHITIS & ASTHMA AGE >	RSV PNEUMONIA & WHOOPING	Pulmonary
97	96	BRONCHITIS & ASTHMA AGE >	BRONCHITIS & ASTHMA	Pulmonary
98	96	BRONCHITIS & ASTHMA AGE 0	BRONCHITIS & ASTHMA	Pulmonary
99	101	RESPIRATORY SIGNS & SYMPT	RESPIRATORY SYSTEM SIGNS,	Pulmonary
99	705	RESPIRATORY SIGNS & SYMPT	HIV W MAJ HIV REL DIAG W	Pulmonary
99	707	RESPIRATORY SIGNS & SYMPT	HIV W SIGNIFICANT HIV REL	Pulmonary
99	708	RESPIRATORY SIGNS & SYMPT	HIV W/O MAJOR OR SIGNIFIC	Pulmonary
99	740	RESPIRATORY SIGNS & SYMPT	CYSTIC FIBROSIS	Pulmonary
100	101	RESPIRATORY SIGNS & SYMPT	RESPIRATORY SYSTEM SIGNS,	Pulmonary
100	706	RESPIRATORY SIGNS & SYMPT	HIV W MAJ HIV REL DIAG W	Pulmonary
101	83	OTHER RESPIRATORY SYSTEM	MAJOR CHEST TRAUMA	Pulmonary
101	87	OTHER RESPIRATORY SYSTEM	PULMONARY EDEMA & RESPIRA	Pulmonary
101	101	OTHER RESPIRATORY SYSTEM	RESPIRATORY SYSTEM SIGNS,	Pulmonary
101	477	OTHER RESPIRATORY SYSTEM	NON-EXTENSIVE O.R. PROCED	Pulmonary
101	707	OTHER RESPIRATORY SYSTEM	HIV W SIGNIFICANT HIV REL	Pulmonary
101	740	OTHER RESPIRATORY SYSTEM	CYSTIC FIBROSIS	Pulmonary
102	83	OTHER RESPIRATORY SYSTEM	MAJOR CHEST TRAUMA	Pulmonary
102	87	OTHER RESPIRATORY SYSTEM	PULMONARY EDEMA & RESPIRA	Pulmonary
102	101	OTHER RESPIRATORY SYSTEM	RESPIRATORY SYSTEM SIGNS,	Pulmonary
102	477	OTHER RESPIRATORY SYSTEM	NON-EXTENSIVE O.R. PROCED	Pulmonary
475	325	RESPIRATORY SYSTEM DIAGNO	KIDNEY & URINARY TRACT SI	Pulmonary
475	475	RESPIRATORY SYSTEM DIAGNO	RESPIRATORY SYSTEM DIAGNO	Pulmonary
475	477	RESPIRATORY SYSTEM DIAGNO	NON-EXTENSIVE O.R. PROCED	Pulmonary
475	704	RESPIRATORY SYSTEM DIAGNO	HIV W MULTIPLE MAJOR HIV	Pulmonary
475	705	RESPIRATORY SYSTEM DIAGNO	HIV W MAJ HIV REL DIAG W	Pulmonary
475	706	RESPIRATORY SYSTEM DIAGNO	HIV W MAJ HIV REL DIAG W	Pulmonary
475	707	RESPIRATORY SYSTEM DIAGNO	HIV W SIGNIFICANT HIV REL	Pulmonary

Rheumatology

DRG #	DGC #	DRG Name	DGC Name	Specialty
242	242	SEPTIC ARTHRITIS	SEPTIC ARTHRITIS	Rheumatology
242	707	SEPTIC ARTHRITIS	HIV W SIGNIFICANT HIV REL	Rheumatology
244	244	BONE DISEASES & SPECIFIC	BONE DISEASES & SPECIFIC	Rheumatology
244	477	BONE DISEASES & SPECIFIC	NON-EXTENSIVE O.R. PROCED	Rheumatology
245	244	BONE DISEASES & SPECIFIC	BONE DISEASES & SPECIFIC	Rheumatology
246	246	NON-SPECIFIC ARTHROPATHIE	NON-SPECIFIC ARTHROPATHIE	Rheumatology
247	247	SIGNS & SYMPTOMS OF MUSCU	SIGNS & SYMPTOMS OF MUSCU	Rheumatology
247	477	SIGNS & SYMPTOMS OF MUSCU	NON-EXTENSIVE O.R. PROCED	Rheumatology
256	256	OTHER MUSCULOSKELETAL SYS	OTHER MUSCULOSKELETAL SYS	Rheumatology
256	477	OTHER MUSCULOSKELETAL SYS	NON-EXTENSIVE O.R. PROCED	Rheumatology

Urology

DRG #	DGC #	DRG Name	DGC Name	Specialty
302	302	KIDNEY TRANSPLANT	KIDNEY TRANSPLANT	Urology
302	703	KIDNEY TRANSPLANT	HIV W O.R. PROCEDURE W/O	Urology
303	303	KIDNEY, URETER & MAJOR BLA	KIDNEY & URETER PROC FOR	Urology
303	307	KIDNEY, URETER & MAJOR BLA	MAJOR BLADDER PROCEDURES	Urology
304	304	KIDNEY, URETER & MAJOR BLA	KIDNEY & URETER PROC FOR	Urology
304	307	KIDNEY, URETER & MAJOR BLA	MAJOR BLADDER PROCEDURES	Urology
304	702	KIDNEY, URETER & MAJOR BLA	HIV W O.R. PROCEDURE W MA	Urology
305	304	KIDNEY, URETER & MAJOR BLA	KIDNEY & URETER PROC FOR	Urology
305	307	KIDNEY, URETER & MAJOR BLA	MAJOR BLADDER PROCEDURES	Urology
306	306	PROSTATECTOMY W CC	PROSTATECTOMY	Urology
306	703	PROSTATECTOMY W CC	HIV W O.R. PROCEDURE W/O	Urology
307	306	PROSTATECTOMY W/O CC	PROSTATECTOMY	Urology
308	307	MINOR BLADDER PROCEDURES	MAJOR BLADDER PROCEDURES	Urology
308	308	MINOR BLADDER PROCEDURES	MINOR BLADDER PROCEDURES	Urology
309	307	MINOR BLADDER PROCEDURES	MAJOR BLADDER PROCEDURES	Urology
309	308	MINOR BLADDER PROCEDURES	MINOR BLADDER PROCEDURES	Urology
310	310	TRANSURETHRAL PROCEDURES	TRANSURETHRAL PROCEDURES	Urology
310	703	TRANSURETHRAL PROCEDURES	HIV W O.R. PROCEDURE W/O	Urology
311	310	TRANSURETHRAL PROCEDURES	TRANSURETHRAL PROCEDURES	Urology
312	312	URETHRAL PROCEDURES, AGE	URETHRAL PROCEDURES	Urology
313	312	URETHRAL PROCEDURES, AGE	URETHRAL PROCEDURES	Urology
314	312	URETHRAL PROCEDURES, AGE	URETHRAL PROCEDURES	Urology
315	315	OTHER KIDNEY & URINARY TR	OTHER KIDNEY & URINARY TR	Urology
315	702	OTHER KIDNEY & URINARY TR	HIV W O.R. PROCEDURE W MA	Urology
315	703	OTHER KIDNEY & URINARY TR	HIV W O.R. PROCEDURE W/O	Urology
323	323	URINARY STONES W CC, &/OR	URINARY STONES W ESW LITH	Urology
323	324	URINARY STONES W CC, &/OR	URINARY STONES W/O ESW LI	Urology
324	324	URINARY STONES W/O CC	URINARY STONES W/O ESW LI	Urology
328	328	URETHRAL STRICTURE AGE >1	URETHRAL STRICTURE	Urology
329	328	URETHRAL STRICTURE AGE >1	URETHRAL STRICTURE	Urology
334	334	MAJOR MALE PELVIC PROCEDU	MAJOR MALE PELVIC PROCEDU	Urology
335	334	MAJOR MALE PELVIC PROCEDU	MAJOR MALE PELVIC PROCEDU	Urology
336	336	TRANSURETHRAL PROSTATECTO	TRANSURETHRAL PROSTATECTO	Urology
337	336	TRANSURETHRAL PROSTATECTO	TRANSURETHRAL PROSTATECTO	Urology
339	336	TESTES PROCEDURES, NON-MA	TRANSURETHRAL PROSTATECTO	Urology
339	339	TESTES PROCEDURES, NON-MA	TESTESE PROCEDURES, NON-M	Urology
340	339	TESTES PROCEDURES, NON-MA	TESTESE PROCEDURES, NON-M	Urology
341	341	PENIS PROCEDURES	PENIS PROCEDURES	Urology
342	344	CIRCUMCISION AGE >17	OTHER MALE REPRODUCTIVE S	Urology
342	345	CIRCUMCISION AGE >17	OTHER MALE REPRODUCTIVE S	Urology

348	352	BENIGN PROSTATIC HYPERTRO	MALE REPRODUCTIVE SYSTEM	Urology
349	352	BENIGN PROSTATIC HYPERTRO	MALE REPRODUCTIVE SYSTEM	Urology
350	352	INFLAMMATION OF THE MALE	MALE REPRODUCTIVE SYSTEM	Urology
350	707	INFLAMMATION OF THE MALE	HIV W SIGNIFICANT HIV REL	Urology
352	352	OTHER MALE REPRODUCTIVE S	MALE REPRODUCTIVE SYSTEM	Urology

DGC to DRG mappings by Specialty

Cancer

DRG#	DGC#	DRG Name	DGC Name	Specialty
10	10	NERVOUS SYSTEM NEOPLASMS	NERVOUS SYSTEM NEOPLASMS	cancer
11	10	NERVOUS SYSTEM NEOPLASMS	NERVOUS SYSTEM NEOPLASMS	cancer
64	64	EAR, NOSE, MOUTH & THROAT	EAR, NOSE, MOUTH & THROAT	cancer
82	82	RESPIRATORY NEOPLASMS	RESPIRATORY NEOPLASMS	cancer
172	172	DIGESTIVE MALIGNANCY W CC	DIGESTIVE MALIGNANCY	cancer
173	172	DIGESTIVE MALIGNANCY W/O	DIGESTIVE MALIGNANCY	cancer
199	199	HEPATOBIILIARY DIAGNOSTIC	HEPATOBIILIARY DIAGNOSTIC	cancer
203	203	MALIGNANCY OF HEPATOBILIA	MALIGNANCY OF HEPATOBILIA	cancer
239	239	PATHOLOGICAL FRACTURES &	PATHOLOGICAL FRACTURES &	cancer
257	257	TOTAL MASTECTOMY FOR MALI	MASTECTOMY FOR MALIGNANCY	cancer
258	257	TOTAL MASTECTOMY FOR MALI	MASTECTOMY FOR MALIGNANCY	cancer
259	257	SUBTOTAL MASTECTOMY FOR M	MASTECTOMY FOR MALIGNANCY	cancer
260	257	SUBTOTAL MASTECTOMY FOR M	MASTECTOMY FOR MALIGNANCY	cancer
274	274	MALIGNANT BREAST DISORDER	MALIGNANT BREAST DISORDER	cancer
275	274	MALIGNANT BREAST DISORDER	MALIGNANT BREAST DISORDER	cancer
338	336	TESTES PROCEDURES, FOR MA	TRANSURETHRAL PROSTATECTO	cancer
338	338	TESTES PROCEDURES, FOR MA	TESTES PROCEDURES FOR MAL	cancer
344	344	OTHER MALE REPRODUCTIVE S	OTHER MALE REPRODUCTIVE S	cancer
346	346	MALIGNANCY, MALE REPRODUC	MALIGNANCY, MALE REPRODUC	cancer
347	346	MALIGNANCY, MALE REPRODUC	MALIGNANCY, MALE REPRODUC	cancer
354	354	UTERINE,ADNEXA PROC FOR N	UTERINE, ADNEXA PROC FOR	cancer
355	354	UTERINE,ADNEXA PROC FOR N	UTERINE, ADNEXA PROC FOR	cancer
357	357	UTERINE & ADNEXA PROC FOR	UTERINE & ADNEXA PROC FOR	cancer
354	358	UTERINE,ADNEXA PROC FOR N	UTERINE & ADNEXA PROC FOR	cancer
355	358	UTERINE,ADNEXA PROC FOR N	UTERINE & ADNEXA PROC FOR	cancer
366	366	MALIGNANCY, FEMALE REPROD	MALIGNANCY, FEMALE REPROD	cancer
367	366	MALIGNANCY, FEMALE REPROD	MALIGNANCY, FEMALE REPROD	cancer
400	400	LYMPHOMA & LEUKEMIA W MAJ	LYMPHOMA & LEUKEMIA W MAJ	cancer
401	401	LYMPHOMA & NON-ACUTE LEUK	LYMPHOMA & NON-ACURE LEUK	cancer
402	401	LYMPHOMA & NON-ACUTE LEUK	LYMPHOMA & NON-ACURE LEUK	cancer
403	401	LYMPHOMA & NON-ACUTE LEUK	LYMPHOMA & NON-ACURE LEUK	cancer
400	403	LYMPHOMA & LEUKEMIA W MAJ	LYMPHOMA & NON-ACUTE LEUK	cancer
401	403	LYMPHOMA & NON-ACUTE LEUK	LYMPHOMA & NON-ACUTE LEUK	cancer
402	403	LYMPHOMA & NON-ACUTE LEUK	LYMPHOMA & NON-ACUTE LEUK	cancer
403	403	LYMPHOMA & NON-ACUTE LEUK	LYMPHOMA & NON-ACUTE LEUK	cancer
404	403	LYMPHOMA & NON-ACUTE LEUK	LYMPHOMA & NON-ACUTE LEUK	cancer
473	405	ACUTE LEUKEMIA W/O MAJOR	ACUTE LEUKEMIA W/O MAJOR	cancer
492	408	CHEMOTHERAPY W ACUTE LEUK	MYELOPROLIF DISORD OR POO	cancer
409	409	RADIOTHERAPY	RADIOTHERAPY	cancer
410	410	CHEMOTHERAPY W/O ACUTE LE	CHEMOTHERAPY	cancer
492	410	CHEMOTHERAPY W ACUTE LEUK	CHEMOTHERAPY	cancer
411	413	HISTORY OF MALIGNANCY W/O	OTHER MYELOPROLIF DIS OR	cancer
412	413	HISTORY OF MALIGNANCY W E	OTHER MYELOPROLIF DIS OR	cancer
413	413	OTHER MYELOPROLIF DIS OR	OTHER MYELOPROLIF DIS OR	cancer
414	413	OTHER MYELOPROLIF DIS OR	OTHER MYELOPROLIF DIS OR	cancer
82	468	RESPIRATORY NEOPLASMS	EXTENSIVE O.R. PROCEDURE	cancer
10	477	NERVOUS SYSTEM NEOPLASMS	NON-EXTENSIVE O.R. PROCED	cancer
11	477	NERVOUS SYSTEM NEOPLASMS	NON-EXTENSIVE O.R. PROCED	cancer
82	477	RESPIRATORY NEOPLASMS	NON-EXTENSIVE O.R. PROCED	cancer
172	477	DIGESTIVE MALIGNANCY W CC	NON-EXTENSIVE O.R. PROCED	cancer
203	477	MALIGNANCY OF HEPATOBILIA	NON-EXTENSIVE O.R. PROCED	cancer
239	477	PATHOLOGICAL FRACTURES &	NON-EXTENSIVE O.R. PROCED	cancer

347	477	MALIGNANCY, MALE REPRODUC	NON-EXTENSIVE O.R. PROCED	cancer
400	703	LYMPHOMA & LEUKEMIA W MAJ	HIV W O.R. PROCEDURE W/O	cancer
403	707	LYMPHOMA & NON-ACUTE LEUK	HIV W SIGNIFICANT HIV REL	cancer

Cardiology and heart surgery

DRG#	DGC#	DRG Name	DGC Name	Specialty
103	103	HEART TRANSPLANT	HEART TRANSPLANT	cardiology
104	104	CARDIAC VALVE PROCEDURES	CARDIAC VALVE PROCEDURES	cardiology
104	105	CARDIAC VALVE PROCEDURES	CARDIAC VALVE PROCEDURES	cardiology
105	105	CARDIAC VALVE PROCEDURES	CARDIAC VALVE PROCEDURES	cardiology
106	106	CORONARY BYPASS W CARDIAC	CORONARY BYPASS W CARDIAC	cardiology
107	107	CORONARY BYPASS W/O CARDI	CORONARY BYPASS W/O CARDI	cardiology
108	108	OTHER CARDIOTHORACIC PROC	OTHER CARDIOTHORACIC PROC	cardiology
108	109	OTHER CARDIOTHORACIC PROC	OTHER CARDIOTHORACIC PROC	cardiology
110	110	MAJOR CARDIOVASCULAR PROC	MAJOR CARDIOVASCULAR PROC	cardiology
111	110	MAJOR CARDIOVASCULAR PROC	MAJOR CARDIOVASCULAR PROC	cardiology
112	111	PERCUTANEOUS CARDIOVASCUL	PERCUTANEOUS CARDIOVASCUL	cardiology
121	111	CIRCULATORY DISORDERS W A	PERCUTANEOUS CARDIOVASCUL	cardiology
122	111	CIRCULATORY DISORDERS W A	PERCUTANEOUS CARDIOVASCUL	cardiology
123	111	CIRCULATORY DISORDERS W A	PERCUTANEOUS CARDIOVASCUL	cardiology
112	112	PERCUTANEOUS CARDIOVASCUL	PERCUTANEOUS CARDIOVASCUL	cardiology
121	112	CIRCULATORY DISORDERS W A	PERCUTANEOUS CARDIOVASCUL	cardiology
122	112	CIRCULATORY DISORDERS W A	PERCUTANEOUS CARDIOVASCUL	cardiology
131	112	PERIPHERAL VASCULAR DISOR	PERCUTANEOUS CARDIOVASCUL	cardiology
132	112	ATHEROSCLEROSIS W CC	PERCUTANEOUS CARDIOVASCUL	cardiology
133	112	ATHEROSCLEROSIS W/O CC	PERCUTANEOUS CARDIOVASCUL	cardiology
110	113	MAJOR CARDIOVASCULAR PROC	AMPUTATION FOR CIRC SYSTE	cardiology
115	115	PERM CARDIAC PACEMAKER IM	PERM CARDIAC PACEMAKER IM	cardiology
110	116	MAJOR CARDIOVASCULAR PROC	OTH PERM CARDIAC PACEMAKE	cardiology
116	116	OTH PERM CARDIAC PACEMAKE	OTH PERM CARDIAC PACEMAKE	cardiology
117	117	CARDIAC PACEMAKER REVISIO	CARDIAC PACEMAKER REVISIO	cardiology
118	118	CARDIAC PACEMAKER DEVICE	CARDIAC PACEMAKER DEVICE	cardiology
121	121	CIRCULATORY DISORDERS W A	CIRCULATORY DISORDERS W A	cardiology
122	121	CIRCULATORY DISORDERS W A	CIRCULATORY DISORDERS W A	cardiology
123	121	CIRCULATORY DISORDERS W A	CIRCULATORY DISORDERS W A	cardiology
110	122	MAJOR CARDIOVASCULAR PROC	CARDIOVASCULAR OCCLUSION	cardiology
111	122	MAJOR CARDIOVASCULAR PROC	CARDIOVASCULAR OCCLUSION	cardiology
126	126	ACUTE & SUBACUTE ENDOCARD	ACUTE & SUBACUTE ENDOCARD	cardiology
127	127	HEART FAILURE & SHOCK	HEART FAILURE & SHOCK	cardiology
128	128	DEEP VEIN THROMBOPHLEBITI	DEEP VEIN THROMBOPHLEBITI	cardiology
129	129	CARDIAC ARREST, UNEXPLAIN	CARDIAC ARREST, UNEXPLAIN	cardiology
130	130	PERIPHERAL VASCULAR DISOR	PERIPHERAL & OTHER VASCUL	cardiology
131	130	PERIPHERAL VASCULAR DISOR	PERIPHERAL & OTHER VASCUL	cardiology
132	132	ATHEROSCLEROSIS W CC	ATHEROSCLEROSIS	cardiology
133	132	ATHEROSCLEROSIS W/O CC	ATHEROSCLEROSIS	cardiology
135	135	CARDIAC CONGENITAL & VALV	CARDIAC CONGENITAL 7 VALV	cardiology
136	135	CARDIAC CONGENITAL & VALV	CARDIAC CONGENITAL 7 VALV	cardiology
138	138	CARDIAC ARRHYTHMIA & COND	CARDIAC ARRHYTHMIA & COND	cardiology
139	138	CARDIAC ARRHYTHMIA & COND	CARDIAC ARRHYTHMIA & COND	cardiology
140	140	ANGINA PECTORIS	ANGINA PECTORIS	cardiology
141	141	SYNCOPE & COLLAPSE W CC	SYNCOPE & COLLAPSE	cardiology
142	141	SYNCOPE & COLLAPSE W/O CC	SYNCOPE & COLLAPSE	cardiology
141	144	SYNCOPE & COLLAPSE W CC	OTHER CIRCULATORY SYSTEM	cardiology
142	144	SYNCOPE & COLLAPSE W/O CC	OTHER CIRCULATORY SYSTEM	cardiology
144	144	OTHER CIRCULATORY SYSTEM	OTHER CIRCULATORY SYSTEM	cardiology
145	144	OTHER CIRCULATORY SYSTEM	OTHER CIRCULATORY SYSTEM	cardiology

139	468	CARDIAC ARRHYTHMIA & COND	EXTENSIVE O.R. PROCEDURE	cardiology
121	477	CIRCULATORY DISORDERS W A	NON-EXTENSIVE O.R. PROCED	cardiology
122	477	CIRCULATORY DISORDERS W A	NON-EXTENSIVE O.R. PROCED	cardiology
123	477	CIRCULATORY DISORDERS W A	NON-EXTENSIVE O.R. PROCED	cardiology
127	477	HEART FAILURE & SHOCK	NON-EXTENSIVE O.R. PROCED	cardiology
129	477	CARDIAC ARREST, UNEXPLAIN	NON-EXTENSIVE O.R. PROCED	cardiology
130	477	PERIPHERAL VASCULAR DISOR	NON-EXTENSIVE O.R. PROCED	cardiology
131	477	PERIPHERAL VASCULAR DISOR	NON-EXTENSIVE O.R. PROCED	cardiology
132	477	ATHEROSCLEROSIS W CC	NON-EXTENSIVE O.R. PROCED	cardiology
135	477	CARDIAC CONGENITAL & VALV	NON-EXTENSIVE O.R. PROCED	cardiology
136	477	CARDIAC CONGENITAL & VALV	NON-EXTENSIVE O.R. PROCED	cardiology
138	477	CARDIAC ARRHYTHMIA & COND	NON-EXTENSIVE O.R. PROCED	cardiology
139	477	CARDIAC ARRHYTHMIA & COND	NON-EXTENSIVE O.R. PROCED	cardiology
140	477	ANGINA PECTORIS	NON-EXTENSIVE O.R. PROCED	cardiology
141	477	SYNCOPE & COLLAPSE W CC	NON-EXTENSIVE O.R. PROCED	cardiology
142	477	SYNCOPE & COLLAPSE W/O CC	NON-EXTENSIVE O.R. PROCED	cardiology
144	477	OTHER CIRCULATORY SYSTEM	NON-EXTENSIVE O.R. PROCED	cardiology
103	484	HEART TRANSPLANT		cardiology
110	702	MAJOR CARDIOVASCULAR PROC	HIV W O.R. PROCEDURE W MA	cardiology
110	703	MAJOR CARDIOVASCULAR PROC	HIV W O.R. PROCEDURE W/O	cardiology
126	704	ACUTE & SUBACUTE ENDOCARD	HIV W MULTIPLE MAJOR HIV	cardiology
135	704	CARDIAC CONGENITAL & VALV	HIV W MULTIPLE MAJOR HIV	cardiology
126	705	ACUTE & SUBACUTE ENDOCARD	HIV W MAJ HIV REL DIAG W	cardiology
135	705	CARDIAC CONGENITAL & VALV	HIV W MAJ HIV REL DIAG W	cardiology
144	705	OTHER CIRCULATORY SYSTEM	HIV W MAJ HIV REL DIAG W	cardiology
126	706	ACUTE & SUBACUTE ENDOCARD	HIV W MAJ HIV REL DIAG W	cardiology
123	707	CIRCULATORY DISORDERS W A	HIV W SIGNIFICANT HIV REL	cardiology
144	707	OTHER CIRCULATORY SYSTEM	HIV W SIGNIFICANT HIV REL	cardiology

Hormonal disorders

DRG#	DGC#	DRG Name	DGC Name	Specialty
286	286	ADRENAL & PITUITARY PROCE	ADRENAL & PITUITARY PROCE	endocrinology
287	287	SKIN GRAFTS & WOUND DEBRI	SKIN GRAFT & WOUND DEBRID	endocrinology
288	288	O.R. PROCEDURES FOR OBESI	O.R. PROCEDURES FOR OBESI	endocrinology
289	289	PARATHYROID PROCEDURES	THYROID, PARATHYROID & TH	endocrinology
290	289	THYROID PROCEDURES	THYROID, PARATHYROID & TH	endocrinology
286	292	ADRENAL & PITUITARY PROCE	OTHER ENDOCRINE, NURIT &	endocrinology
292	292	OTHER ENDOCRINE, NUTRIT &	OTHER ENDOCRINE, NURIT &	endocrinology
293	292	OTHER ENDOCRINE, NUTRIT &	OTHER ENDOCRINE, NURIT &	endocrinology
294	294	DIABETES AGE >35	DIABETES	endocrinology
295	294	DIABETES AGE 0-35	DIABETES	endocrinology
286	296	ADRENAL & PITUITARY PROCE	NUTRITIONAL & MISC METABO	endocrinology
296	296	NUTRITIONAL & MISC METABO	NUTRITIONAL & MISC METABO	endocrinology
297	296	NUTRITIONAL & MISC METABO	NUTRITIONAL & MISC METABO	endocrinology
298	296	NUTRITIONAL & MISC METABO	NUTRITIONAL & MISC METABO	endocrinology
299	299	INBORN ERRORS OF METABOLI	INBORN ERRORS OF METABOLI	endocrinology
286	300	ADRENAL & PITUITARY PROCE	ENDOCRINE DISORDERS	endocrinology
300	300	ENDOCRINE DISORDERS W CC	ENDOCRINE DISORDERS	endocrinology
301	300	ENDOCRINE DISORDERS W/O C	ENDOCRINE DISORDERS	endocrinology
294	477	DIABETES AGE >35	NON-EXTENSIVE O.R. PROCED	endocrinology
296	477	NUTRITIONAL & MISC METABO	NON-EXTENSIVE O.R. PROCED	endocrinology
297	477	NUTRITIONAL & MISC METABO	NON-EXTENSIVE O.R. PROCED	endocrinology
300	477	ENDOCRINE DISORDERS W CC	NON-EXTENSIVE O.R. PROCED	endocrinology
292	702	OTHER ENDOCRINE, NUTRIT &	HIV W O.R. PROCEDURE W MA	endocrinology
292	703	OTHER ENDOCRINE, NUTRIT &	HIV W O.R. PROCEDURE W/O	endocrinology
296	705	NUTRITIONAL & MISC METABO	HIV W MAJ HIV REL DIAG W	endocrinology

297	705	NUTRITIONAL & MISC METABO	HIV W MAJ HIV REL DIAG W	endocrinology
300	705	ENDOCRINE DISORDERS W CC	HIV W MAJ HIV REL DIAG W	endocrinology
296	707	NUTRITIONAL & MISC METABO	HIV W SIGNIFICANT HIV REL	endocrinology
297	707	NUTRITIONAL & MISC METABO	HIV W SIGNIFICANT HIV REL	endocrinology
300	707	ENDOCRINE DISORDERS W CC	HIV W SIGNIFICANT HIV REL	endocrinology
296	740	NUTRITIONAL & MISC METABO	CYSTIC FIBROSIS	endocrinology
297	740	NUTRITIONAL & MISC METABO	CYSTIC FIBROSIS	endocrinology
298	740	NUTRITIONAL & MISC METABO	CYSTIC FIBROSIS	endocrinology

Digestive tract

DRG#	DGC#	DRG Name	DGC Name	Specialty
146	146	RECTAL RESECTION W CC	RECTAL RESECTION	gastroenterology
147	146	RECTAL RESECTION W/O CC	RECTAL RESECTION	gastroenterology
148	148	MAJOR SMALL & LARGE BOWEL	MAJOR SMALL & LARGE BOWEL	gastroenterology
149	148	MAJOR SMALL & LARGE BOWEL	MAJOR SMALL & LARGE BOWEL	gastroenterology
150	150	PERITONEAL ADHESIOLYSIS W	PERTIONEAL ADHESIOLYSIS	gastroenterology
151	150	PERITONEAL ADHESIOLYSIS W	PERTIONEAL ADHESIOLYSIS	gastroenterology
152	152	MINOR SMALL & LARGE BOWEL	MINOR SMALL & LARGE BOWEL	gastroenterology
153	152	MINOR SMALL & LARGE BOWEL	MINOR SMALL & LARGE BOWEL	gastroenterology
154	154	STOMACH, ESOPHAGEAL & DUO	MAJOR STOMACH, ESOPHAGEAL	gastroenterology
155	154	STOMACH, ESOPHAGEAL & DUO	MAJOR STOMACH, ESOPHAGEAL	gastroenterology
156	154	STOMACH, ESOPHAGEAL & DUO	MAJOR STOMACH, ESOPHAGEAL	gastroenterology
154	155	STOMACH, ESOPHAGEAL & DUO	MINOR STOMACH, ESOPHAGEAL	gastroenterology
155	155	STOMACH, ESOPHAGEAL & DUO	MINOR STOMACH, ESOPHAGEAL	gastroenterology
170	170	OTHER DIGESTIVE SYSTEM O.	OTHER DIGESTIVE SYSTEM O.	gastroenterology
171	170	OTHER DIGESTIVE SYSTEM O.	OTHER DIGESTIVE SYSTEM O.	gastroenterology
174	174	G.I. HEMORRHAGE W CC	G.I. HEMORRHAGE & PERFORA	gastroenterology
175	174	G.I. HEMORRHAGE W/O CC	G.I. HEMORRHAGE & PERFORA	gastroenterology
176	174	COMPLICATED PEPTIC ULCER	G.I. HEMORRHAGE & PERFORA	gastroenterology
176	176	COMPLICATED PEPTIC ULCER	PEPTIC ULCER W/O HEMORRHA	gastroenterology
177	176	UNCOMPLICATED PEPTIC ULCE	PEPTIC ULCER W/O HEMORRHA	gastroenterology
178	176	UNCOMPLICATED PEPTIC ULCE	PEPTIC ULCER W/O HEMORRHA	gastroenterology
179	179	INFLAMMATORY BOWEL DISEAS	INFLAMMATORY BOWEL DISEAS	gastroenterology
180	180	G.I. OBSTRUCTION W CC	G.I. OBSTRUCTION	gastroenterology
181	180	G.I. OBSTRUCTION W/O CC	G.I. OBSTRUCTION	gastroenterology
182	182	ESOPHAGITIS, GASTROENT &	NONBACTERIAL GASTROENTERI	gastroenterology
183	182	ESOPHAGITIS, GASTROENT &	NONBACTERIAL GASTROENTERI	gastroenterology
184	182	ESOPHAGITIS, GASTROENT &	NONBACTERIAL GASTROENTERI	gastroenterology
182	188	ESOPHAGITIS, GASTROENT &	OTHER DIGESTIVE SYSTEM DI	gastroenterology
183	188	ESOPHAGITIS, GASTROENT &	OTHER DIGESTIVE SYSTEM DI	gastroenterology
184	188	ESOPHAGITIS, GASTROENT &	OTHER DIGESTIVE SYSTEM DI	gastroenterology
188	188	OTHER DIGESTIVE SYSTEM DI	OTHER DIGESTIVE SYSTEM DI	gastroenterology
189	188	OTHER DIGESTIVE SYSTEM DI	OTHER DIGESTIVE SYSTEM DI	gastroenterology
190	188	OTHER DIGESTIVE SYSTEM DI	OTHER DIGESTIVE SYSTEM DI	gastroenterology
191	191	PANCREAS, LIVER & SHUNT P	PANCREAS, LIVER & SHUNT P	gastroenterology
192	191	PANCREAS, LIVER & SHUNT P	PANCREAS, LIVER & SHUNT P	gastroenterology
493	191	LAPAROSCOPIC CHOLECYSTECT	PANCREAS, LIVER & SHUNT P	gastroenterology
191	193	PANCREAS, LIVER & SHUNT P	BILIARY TRACT PROC EXCEPT	gastroenterology
192	193	PANCREAS, LIVER & SHUNT P	BILIARY TRACT PROC EXCEPT	gastroenterology
193	193	BILIARY TRACT PROC EXCEPT	BILIARY TRACT PROC EXCEPT	gastroenterology
194	193	BILIARY TRACT PROC EXCEPT	BILIARY TRACT PROC EXCEPT	gastroenterology
195	195	CHOLECYSTECTOMY W C.D.E.	CHOLECYSTECTOMY W C.D.E.	gastroenterology
196	195	CHOLECYSTECTOMY W C.D.E.	CHOLECYSTECTOMY W C.D.E.	gastroenterology
197	197	CHOLECYSTECTOMY EXCEPT BY	CHOLECYSTECTOMY W/O C.D.E	gastroenterology
198	197	CHOLECYSTECTOMY EXCEPT BY	CHOLECYSTECTOMY W/O C.D.E	gastroenterology
200	199	HEPATOBIILIARY DIAGNOSTIC	HEPATOBIILIARY DIAGNOSTIC	gastroenterology

201	201	OTHER HEPATOBILIARY OR PA	OTHER HEPATOBILIARY OR PA	gastroenterology
202	202	CIRRHOSIS & ALCOHOLIC HEP	CIRRHOSIS & ALCOHOLIC HEP	gastroenterology
204	204	DISORDERS OF PANCREAS EXC	DISORDERS OF PANCREAS EXC	gastroenterology
205	205	DISORDERS OF LIVER EXCEPT	DISORDERS OF LIVER EXCEPT	gastroenterology
206	205	DISORDERS OF LIVER EXCEPT	DISORDERS OF LIVER EXCEPT	gastroenterology
207	207	DISORDERS OF THE BILIARY	DISORDERS OF THE BILIARY	gastroenterology
208	207	DISORDERS OF THE BILIARY	DISORDERS OF THE BILIARY	gastroenterology
174	468	G.I. HEMORRHAGE W CC	EXTENSIVE O.R. PROCEDURE	gastroenterology
182	468	ESOPHAGITIS, GASTROENT &	EXTENSIVE O.R. PROCEDURE	gastroenterology
174	477	G.I. HEMORRHAGE W CC	NON-EXTENSIVE O.R. PROCED	gastroenterology
175	477	G.I. HEMORRHAGE W/O CC	NON-EXTENSIVE O.R. PROCED	gastroenterology
176	477	COMPLICATED PEPTIC ULCER	NON-EXTENSIVE O.R. PROCED	gastroenterology
177	477	UNCOMPLICATED PEPTIC ULCE	NON-EXTENSIVE O.R. PROCED	gastroenterology
179	477	INFLAMMATORY BOWEL DISEAS	NON-EXTENSIVE O.R. PROCED	gastroenterology
180	477	G.I. OBSTRUCTION W CC	NON-EXTENSIVE O.R. PROCED	gastroenterology
182	477	ESOPHAGITIS, GASTROENT &	NON-EXTENSIVE O.R. PROCED	gastroenterology
183	477	ESOPHAGITIS, GASTROENT &	NON-EXTENSIVE O.R. PROCED	gastroenterology
188	477	OTHER DIGESTIVE SYSTEM DI	NON-EXTENSIVE O.R. PROCED	gastroenterology
202	477	CIRRHOSIS & ALCOHOLIC HEP	NON-EXTENSIVE O.R. PROCED	gastroenterology
204	477	DISORDERS OF PANCREAS EXC	NON-EXTENSIVE O.R. PROCED	gastroenterology
205	477	DISORDERS OF LIVER EXCEPT	NON-EXTENSIVE O.R. PROCED	gastroenterology
207	477	DISORDERS OF THE BILIARY	NON-EXTENSIVE O.R. PROCED	gastroenterology
154	702	STOMACH, ESOPHAGEAL & DUO	HIV W O.R. PROCEDURE W MA	gastroenterology
170	702	OTHER DIGESTIVE SYSTEM O.	HIV W O.R. PROCEDURE W MA	gastroenterology
170	703	OTHER DIGESTIVE SYSTEM O.	HIV W O.R. PROCEDURE W/O	gastroenterology
182	704	ESOPHAGITIS, GASTROENT &	HIV W MULTIPLE MAJOR HIV	gastroenterology
188	704	OTHER DIGESTIVE SYSTEM DI	HIV W MULTIPLE MAJOR HIV	gastroenterology
176	705	COMPLICATED PEPTIC ULCER	HIV W MAJ HIV REL DIAG W	gastroenterology
182	705	ESOPHAGITIS, GASTROENT &	HIV W MAJ HIV REL DIAG W	gastroenterology
188	705	OTHER DIGESTIVE SYSTEM DI	HIV W MAJ HIV REL DIAG W	gastroenterology
205	705	DISORDERS OF LIVER EXCEPT	HIV W MAJ HIV REL DIAG W	gastroenterology
188	706	OTHER DIGESTIVE SYSTEM DI	HIV W MAJ HIV REL DIAG W	gastroenterology
176	707	COMPLICATED PEPTIC ULCER	HIV W SIGNIFICANT HIV REL	gastroenterology
182	707	ESOPHAGITIS, GASTROENT &	HIV W SIGNIFICANT HIV REL	gastroenterology
183	707	ESOPHAGITIS, GASTROENT &	HIV W SIGNIFICANT HIV REL	gastroenterology
188	707	OTHER DIGESTIVE SYSTEM DI	HIV W SIGNIFICANT HIV REL	gastroenterology
205	707	DISORDERS OF LIVER EXCEPT	HIV W SIGNIFICANT HIV REL	gastroenterology
206	707	DISORDERS OF LIVER EXCEPT	HIV W SIGNIFICANT HIV REL	gastroenterology
176	708	COMPLICATED PEPTIC ULCER	HIV W/O MAJOR OR SIGNIFIC	gastroenterology
182	708	ESOPHAGITIS, GASTROENT &	HIV W/O MAJOR OR SIGNIFIC	gastroenterology
183	708	ESOPHAGITIS, GASTROENT &	HIV W/O MAJOR OR SIGNIFIC	gastroenterology
188	708	OTHER DIGESTIVE SYSTEM DI	HIV W/O MAJOR OR SIGNIFIC	gastroenterology
205	708	DISORDERS OF LIVER EXCEPT	HIV W/O MAJOR OR SIGNIFIC	gastroenterology
195	787	CHOLECYSTECTOMY W C.D.E.	LAPAROSCOPIC CHOLECYSTECT	gastroenterology
196	787	CHOLECYSTECTOMY W C.D.E.	LAPAROSCOPIC CHOLECYSTECT	gastroenterology
197	787	CHOLECYSTECTOMY EXCEPT BY	LAPAROSCOPIC CHOLECYSTECT	gastroenterology
198	787	CHOLECYSTECTOMY EXCEPT BY	LAPAROSCOPIC CHOLECYSTECT	gastroenterology
493	787	LAPAROSCOPIC CHOLECYSTECT	LAPAROSCOPIC CHOLECYSTECT	gastroenterology
494	787	LAPAROSCOPIC CHOLECYSTECT	LAPAROSCOPIC CHOLECYSTECT	gastroenterology

Geriatrics

DRG#	DGC#	DRG Name	DGC Name	Specialty
		all cases	all cases	geriatrics

Gynecology

DRG#	DGC#	DRG Name	DGC Name	Specialty
353	353	PELVIC EVISCERATION, RADI	PELVIC EVISCERATION, RADI	gynecology
356	356	FEMALE REPRODUCTIVE SYSTE	FEMALE REPRODUCTIVE SYSTE	gynecology
360	356	VAGINA, CERVIX & VULVA PR	FEMALE REPRODUCTIVE SYSTE	gynecology
361	356	LAPAROSCOPY & INCISIONAL	FEMALE REPRODUCTIVE SYSTE	gynecology
358	358	UTERINE & ADNEXA PROC FOR	UTERINE & ADNEXA PROC FOR	gynecology
359	358	UTERINE & ADNEXA PROC FOR	UTERINE & ADNEXA PROC FOR	gynecology
360	360	VAGINA, CERVIX & VULVA PR	VAGINA CERVIX 7 VULVA PRO	gynecology
361	360	LAPAROSCOPY & INCISIONAL	VAGINA CERVIX 7 VULVA PRO	gynecology
361	361	LAPAROSCOPY & INCISIONAL	LAPAROSCOPY & TUBAL INTER	gynecology
363	363	D&C, CONIZATION & RADIO-I	D&C, CONIZATION & RADIO-I	gynecology
364	364	D&C, CONIZATION EXCEPT FO	D&c, CONIZATION EXCEPT FO	gynecology
365	365	OTHER FEMALE REPRODUCTIVE	OTHER FEMALE REPRODUCTIVE	gynecology
368	368	INFECTIONS, FEMALE REPROD	INFECTIONS, FEMALE REPROD	gynecology
369	369	MENSTRUAL & OTHER FEMALE	MENSTRUAL 7 OTHER FEMALE	gynecology
368	477	INFECTIONS, FEMALE REPROD	NON-EXTENSIVE O.R. PROCED	gynecology
368	707	INFECTIONS, FEMALE REPROD	HIV W SIGNIFICANT HIV REL	gynecology

Neurology and neurosurgery

DRG#	DGC#	DRG Name	DGC Name	Specialty
1	1	CRANIOTOMY AGE >17 EXCEPT	CRANIOTOMY W INTRACRANIAL	neurology
2	1	CRANIOTOMY FOR TRAUMA AGE	CRANIOTOMY W INTRACRANIAL	neurology
3	1	CRANIOTOMY AGE 0-17	CRANIOTOMY W INTRACRANIAL	neurology
1	2	CRANIOTOMY AGE >17 EXCEPT	CRANIOTOMY W/O INTRACRANI	neurology
2	2	CRANIOTOMY FOR TRAUMA AGE	CRANIOTOMY W/O INTRACRANI	neurology
3	2	CRANIOTOMY AGE 0-17	CRANIOTOMY W/O INTRACRANI	neurology
1	4	CRANIOTOMY AGE >17 EXCEPT	SPINAL PROCEDURES	neurology
4	4	SPINAL PROCEDURES	SPINAL PROCEDURES	neurology
1	5	CRANIOTOMY AGE >17 EXCEPT	EXTRACRANIAL VASCULAR PRO	neurology
4	5	SPINAL PROCEDURES	EXTRACRANIAL VASCULAR PRO	neurology
5	5	EXTRACRANIAL VASCULAR PRO	EXTRACRANIAL VASCULAR PRO	neurology
4	6	SPINAL PROCEDURES	NERVOUS SYSTEM PROC FOR P	neurology
6	6	CARPAL TUNNEL RELEASE	NERVOUS SYSTEM PROC FOR P	neurology
7	6	PERIPH & CRANIAL NERVE &	NERVOUS SYSTEM PROC FOR P	neurology
8	6	PERIPH & CRANIAL NERVE &	NERVOUS SYSTEM PROC FOR P	neurology
1	7	CRANIOTOMY AGE >17 EXCEPT	NERVOUS SYST PROC FOR CRA	neurology
4	7	SPINAL PROCEDURES	NERVOUS SYST PROC FOR CRA	neurology
6	7	CARPAL TUNNEL RELEASE	NERVOUS SYST PROC FOR CRA	neurology
7	7	PERIPH & CRANIAL NERVE &	NERVOUS SYST PROC FOR CRA	neurology
8	7	PERIPH & CRANIAL NERVE &	NERVOUS SYST PROC FOR CRA	neurology
9	9	SPINAL DISORDERS & INJURI	SPINAL DISORDERS & INJURI	neurology
12	9	DEGENERATIVE NERVOUS SYST	SPINAL DISORDERS & INJURI	neurology
34	9	OTHER DISORDERS OF NERVOU	SPINAL DISORDERS & INJURI	neurology
35	9	OTHER DISORDERS OF NERVOU	SPINAL DISORDERS & INJURI	neurology
1	10	CRANIOTOMY AGE >17 EXCEPT	NERVOUS SYSTEM NEOPLASMS	neurology
1	12	CRANIOTOMY AGE >17 EXCEPT	DEGENERATIVE NERVOUS SYST	neurology
12	12	DEGENERATIVE NERVOUS SYST	DEGENERATIVE NERVOUS SYST	neurology
1	13	CRANIOTOMY AGE >17 EXCEPT	MULTIPLE SCLEROSIS & CERE	neurology
13	13	MULTIPLE SCLEROSIS & CERE	MULTIPLE SCLEROSIS & CERE	neurology
1	14	CRANIOTOMY AGE >17 EXCEPT	CEREBROVASC DISORD EXCEPT	neurology
14	14	SPECIFIC CEREBROVASCULAR	CEREBROVASC DISORD EXCEPT	neurology
15	15	TRANSIENT ISCHEMIC ATTACK	TRANSIENT ISCHEMIC ATTACK	neurology
1	16	CRANIOTOMY AGE >17 EXCEPT	NONSPECIFIC CEREBROVASCLU	neurology

16	16	NONSPECIFIC CEREBROVASCUL	NONSPECIFIC CEREBROVASCUL	neurology
17	16	NONSPECIFIC CEREBROVASCUL	NONSPECIFIC CEREBROVASCUL	neurology
1	17	CRANIOTOMY AGE >17 EXCEPT	INTRACRANIAL HEMORRHAGE	neurology
14	17	SPECIFIC CEREBROVASCULAR	INTRACRANIAL HEMORRHAGE	neurology
1	18	CRANIOTOMY AGE >17 EXCEPT	CRANIAL & PERIPHERAL NERV	neurology
18	18	CRANIAL & PERIPHERAL NERV	CRANIAL & PERIPHERAL NERV	neurology
19	18	CRANIAL & PERIPHERAL NERV	CRANIAL & PERIPHERAL NERV	neurology
1	19	CRANIOTOMY AGE >17 EXCEPT	TUBERCULOUS & BACTERIAL I	neurology
20	19	NERVOUS SYSTEM INFECTION	TUBERCULOUS & BACTERIAL I	neurology
1	20	CRANIOTOMY AGE >17 EXCEPT	NON-BACTERIAL INFECTIONS	neurology
18	20	CRANIAL & PERIPHERAL NERV	NON-BACTERIAL INFECTIONS	neurology
19	20	CRANIAL & PERIPHERAL NERV	NON-BACTERIAL INFECTIONS	neurology
20	20	NERVOUS SYSTEM INFECTION	NON-BACTERIAL INFECTIONS	neurology
21	20	VIRAL MENINGITIS	NON-BACTERIAL INFECTIONS	neurology
21	21	VIRAL MENINGITIS	VIRAL MENINGITIS	neurology
22	22	HYPERTENSIVE ENCEPHALOPAT	HYPERTENSIVE ENCEPHALOPAT	neurology
23	23	NONTRAUMATIC STUPOR & COM	NONTRAUMATIC STUPOR & COM	neurology
1	24	CRANIOTOMY AGE >17 EXCEPT	SEIZURE	neurology
24	24	SEIZURE & HEADACHE AGE >1	SEIZURE	neurology
25	24	SEIZURE & HEADACHE AGE >1	SEIZURE	neurology
26	24	SEIZURE & HEADACHE AGE 0-	SEIZURE	neurology
24	25	SEIZURE & HEADACHE AGE >1	HEADACHE	neurology
25	25	SEIZURE & HEADACHE AGE >1	HEADACHE	neurology
26	25	SEIZURE & HEADACHE AGE 0-	HEADACHE	neurology
27	27	TRAUMATIC STUPOR & COMA,	HEAD TRAUMA W COMA > 1 HR	neurology
28	27	TRAUMATIC STUPOR & COMA,	HEAD TRAUMA W COMA > 1 HR	neurology
29	27	TRAUMATIC STUPOR & COMA,	HEAD TRAUMA W COMA > 1 HR	neurology
31	27	CONCUSSION AGE >17 W CC	HEAD TRAUMA W COMA > 1 HR	neurology
32	27	CONCUSSION AGE >17 W/O CC	HEAD TRAUMA W COMA > 1 HR	neurology
27	28	TRAUMATIC STUPOR & COMA,	SKULL FRACTURE AND SPEC I	neurology
28	28	TRAUMATIC STUPOR & COMA,	SKULL FRACTURE AND SPEC I	neurology
29	28	TRAUMATIC STUPOR & COMA,	SKULL FRACTURE AND SPEC I	neurology
2	31	CRANIOTOMY FOR TRAUMA AGE	CONCUSSION, UNSPEC INTRAC	neurology
27	31	TRAUMATIC STUPOR & COMA,	CONCUSSION, UNSPEC INTRAC	neurology
28	31	TRAUMATIC STUPOR & COMA,	CONCUSSION, UNSPEC INTRAC	neurology
29	31	TRAUMATIC STUPOR & COMA,	CONCUSSION, UNSPEC INTRAC	neurology
31	31	CONCUSSION AGE >17 W CC	CONCUSSION, UNSPEC INTRAC	neurology
32	31	CONCUSSION AGE >17 W/O CC	CONCUSSION, UNSPEC INTRAC	neurology
1	34	CRANIOTOMY AGE >17 EXCEPT	OTHER DISORDERS OF NERVOU	neurology
3	34	CRANIOTOMY AGE 0-17	OTHER DISORDERS OF NERVOU	neurology
34	34	OTHER DISORDERS OF NERVOU	OTHER DISORDERS OF NERVOU	neurology
35	34	OTHER DISORDERS OF NERVOU	OTHER DISORDERS OF NERVOU	neurology
1	468	CRANIOTOMY AGE >17 EXCEPT	EXTENSIVE O.R. PROCEDURE	neurology
4	468	SPINAL PROCEDURES	EXTENSIVE O.R. PROCEDURE	neurology
7	468	PERIPH & CRANIAL NERVE &	EXTENSIVE O.R. PROCEDURE	neurology
8	468	PERIPH & CRANIAL NERVE &	EXTENSIVE O.R. PROCEDURE	neurology
18	468	CRANIAL & PERIPHERAL NERV	EXTENSIVE O.R. PROCEDURE	neurology
7	477	PERIPH & CRANIAL NERVE &	NON-EXTENSIVE O.R. PROCED	neurology
8	477	PERIPH & CRANIAL NERVE &	NON-EXTENSIVE O.R. PROCED	neurology
9	477	SPINAL DISORDERS & INJURI	NON-EXTENSIVE O.R. PROCED	neurology
12	477	DEGENERATIVE NERVOUS SYST	NON-EXTENSIVE O.R. PROCED	neurology
13	477	MULTIPLE SCLEROSIS & CERE	NON-EXTENSIVE O.R. PROCED	neurology
14	477	SPECIFIC CEREBROVASCULAR	NON-EXTENSIVE O.R. PROCED	neurology
15	477	TRANSIENT ISCHEMIC ATTACK	NON-EXTENSIVE O.R. PROCED	neurology
16	477	NONSPECIFIC CEREBROVASCUL	NON-EXTENSIVE O.R. PROCED	neurology
18	477	CRANIAL & PERIPHERAL NERV	NON-EXTENSIVE O.R. PROCED	neurology
19	477	CRANIAL & PERIPHERAL NERV	NON-EXTENSIVE O.R. PROCED	neurology

20	477	NERVOUS SYSTEM INFECTION	NON-EXTENSIVE O.R. PROCED	neurology
23	477	NONTRAUMATIC STUPOR & COM	NON-EXTENSIVE O.R. PROCED	neurology
24	477	SEIZURE & HEADACHE AGE >1	NON-EXTENSIVE O.R. PROCED	neurology
25	477	SEIZURE & HEADACHE AGE >1	NON-EXTENSIVE O.R. PROCED	neurology
27	477	TRAUMATIC STUPOR & COMA,	NON-EXTENSIVE O.R. PROCED	neurology
28	477	TRAUMATIC STUPOR & COMA,	NON-EXTENSIVE O.R. PROCED	neurology
29	477	TRAUMATIC STUPOR & COMA,	NON-EXTENSIVE O.R. PROCED	neurology
31	477	CONCUSSION AGE >17 W CC	NON-EXTENSIVE O.R. PROCED	neurology
32	477	CONCUSSION AGE >17 W/O CC	NON-EXTENSIVE O.R. PROCED	neurology
34	477	OTHER DISORDERS OF NERVOU	NON-EXTENSIVE O.R. PROCED	neurology
35	477	OTHER DISORDERS OF NERVOU	NON-EXTENSIVE O.R. PROCED	neurology
7	702	PERIPH & CRANIAL NERVE &	HIV W O.R. PROCEDURE W MA	neurology
1	703	CRANIOTOMY AGE >17 EXCEPT	HIV W O.R. PROCEDURE W/O	neurology
4	703	SPINAL PROCEDURES	HIV W O.R. PROCEDURE W/O	neurology
14	704	SPECIFIC CEREBROVASCULAR	HIV W MULTIPLE MAJOR HIV	neurology
16	704	NONSPECIFIC CEREBROVASCUL	HIV W MULTIPLE MAJOR HIV	neurology
20	704	NERVOUS SYSTEM INFECTION	HIV W MULTIPLE MAJOR HIV	neurology
24	704	SEIZURE & HEADACHE AGE >1	HIV W MULTIPLE MAJOR HIV	neurology
14	705	SPECIFIC CEREBROVASCULAR	HIV W MAJ HIV REL DIAG W	neurology
15	705	TRANSIENT ISCHEMIC ATTACK	HIV W MAJ HIV REL DIAG W	neurology
16	705	NONSPECIFIC CEREBROVASCUL	HIV W MAJ HIV REL DIAG W	neurology
18	705	CRANIAL & PERIPHERAL NERV	HIV W MAJ HIV REL DIAG W	neurology
20	705	NERVOUS SYSTEM INFECTION	HIV W MAJ HIV REL DIAG W	neurology
21	705	VIRAL MENINGITIS	HIV W MAJ HIV REL DIAG W	neurology
24	705	SEIZURE & HEADACHE AGE >1	HIV W MAJ HIV REL DIAG W	neurology
12	706	DEGENERATIVE NERVOUS SYST	HIV W MAJ HIV REL DIAG W	neurology
14	706	SPECIFIC CEREBROVASCULAR	HIV W MAJ HIV REL DIAG W	neurology
16	706	NONSPECIFIC CEREBROVASCUL	HIV W MAJ HIV REL DIAG W	neurology
17	706	NONSPECIFIC CEREBROVASCUL	HIV W MAJ HIV REL DIAG W	neurology
18	706	CRANIAL & PERIPHERAL NERV	HIV W MAJ HIV REL DIAG W	neurology
19	706	CRANIAL & PERIPHERAL NERV	HIV W MAJ HIV REL DIAG W	neurology
20	706	NERVOUS SYSTEM INFECTION	HIV W MAJ HIV REL DIAG W	neurology
21	706	VIRAL MENINGITIS	HIV W MAJ HIV REL DIAG W	neurology
23	706	NONTRAUMATIC STUPOR & COM	HIV W MAJ HIV REL DIAG W	neurology
24	706	SEIZURE & HEADACHE AGE >1	HIV W MAJ HIV REL DIAG W	neurology
34	706	OTHER DISORDERS OF NERVOU	HIV W MAJ HIV REL DIAG W	neurology
12	707	DEGENERATIVE NERVOUS SYST	HIV W SIGNIFICANT HIV REL	neurology
18	707	CRANIAL & PERIPHERAL NERV	HIV W SIGNIFICANT HIV REL	neurology
24	707	SEIZURE & HEADACHE AGE >1	HIV W SIGNIFICANT HIV REL	neurology
24	708	SEIZURE & HEADACHE AGE >1	HIV W/O MAJOR OR SIGNIFIC	neurology
25	708	SEIZURE & HEADACHE AGE >1	HIV W/O MAJOR OR SIGNIFIC	neurology
1	737	CRANIOTOMY AGE >17 EXCEPT	VENTRICULAR SHUNT PROCEDU	neurology
2	737	CRANIOTOMY FOR TRAUMA AGE	VENTRICULAR SHUNT PROCEDU	neurology
3	737	CRANIOTOMY AGE 0-17	VENTRICULAR SHUNT PROCEDU	neurology

Orthopedics

DRG#	DGC#	DRG Name	DGC Name	Specialty
209	209	MAJOR JOINT & LIMB REATTA	MAJ JOINT & LIMB REATTACH	othopedics
217	209	WND DEBRID & SKN GRFT EXC	MAJ JOINT & LIMB REATTACH	othopedics
210	210	HIP & FEMUR PROCEDURES EX	HIP & FEMUR PROCEDURES EX	othopedics
211	210	HIP & FEMUR PROCEDURES EX	HIP & FEMUR PROCEDURES EX	othopedics
212	210	HIP & FEMUR PROCEDURES EX	HIP & FEMUR PROCEDURES EX	othopedics
216	210	BIOPSIES OF MUSCULOSKELET	HIP & FEMUR PROCEDURES EX	othopedics
217	210	WND DEBRID & SKN GRFT EXC	HIP & FEMUR PROCEDURES EX	othopedics
485	210	LIMB REATTACHMENT, HIP AN	HIP & FEMUR PROCEDURES EX	othopedics
210	211	HIP & FEMUR PROCEDURES EX	HIP & FEMUR PROCEDURES EX	othopedics

211	211	HIP & FEMUR PROCEDURES EX	HIP & FEMUR PROCEDURES EX	othopedics
212	211	HIP & FEMUR PROCEDURES EX	HIP & FEMUR PROCEDURES EX	othopedics
216	211	BIOPSIES OF MUSCULOSKELET	HIP & FEMUR PROCEDURES EX	othopedics
217	211	WND DEBRID & SKN GRFT EXC	HIP & FEMUR PROCEDURES EX	othopedics
209	212	MAJOR JOINT & LIMB REATTA	MAJ JOINT & LIMB REATTACH	othopedics
217	212	WND DEBRID & SKN GRFT EXC	MAJ JOINT & LIMB REATTACH	othopedics
213	213	AMPUTATION FOR MUSCULOSKE	AMPUTATION FOR MUSCULOSKE	othopedics
216	213	BIOPSIES OF MUSCULOSKELET	AMPUTATION FOR MUSCULOSKE	othopedics
217	213	WND DEBRID & SKN GRFT EXC	AMPUTATION FOR MUSCULOSKE	othopedics
216	216	BIOPSIES OF MUSCULOSKELET	BIOPSIES OF MUSCULOSKELET	othopedics
217	217	WND DEBRID & SKN GRFT EXC	WND DEBRID & SKN GRFT EXC	othopedics
213	218	AMPUTATION FOR MUSCULOSKE	HUMER, KNEE & LOW EXTREM	othopedics
218	218	LOWER EXTREM & HUMER PROC	HUMER, KNEE & LOW EXTREM	othopedics
219	218	LOWER EXTREM & HUMER PROC	HUMER, KNEE & LOW EXTREM	othopedics
220	218	LOWER EXTREM & HUMER PROC	HUMER, KNEE & LOW EXTREM	othopedics
221	218	KNEE PROCEDURES W CC	HUMER, KNEE & LOW EXTREM	othopedics
222	218	KNEE PROCEDURES W/O CC	HUMER, KNEE & LOW EXTREM	othopedics
223	223	MAJOR SHOULDER/ELBOW PROC	MAJOR SHOULDER/ELBOW PROC	othopedics
225	223	FOOT PROCEDURES	MAJOR SHOULDER/ELBOW PROC	othopedics
228	223	MAJOR THUMB OR JOINT PROC	MAJOR SHOULDER/ELBOW PROC	othopedics
223	224	MAJOR SHOULDER/ELBOW PROC	SHOULDER, ELBOW OR FOREAR	othopedics
224	224	SHOULDER,ELBOW OR FOREARM	SHOULDER, ELBOW OR FOREAR	othopedics
228	224	MAJOR THUMB OR JOINT PROC	SHOULDER, ELBOW OR FOREAR	othopedics
232	224	ARTHROSCOPY	SHOULDER, ELBOW OR FOREAR	othopedics
225	225	FOOT PROCEDURES	FOOT PROCEDURES	othopedics
213	226	AMPUTATION FOR MUSCULOSKE	SOFT TISSUE PROCEDURES	othopedics
226	226	SOFT TISSUE PROCEDURES W	SOFT TISSUE PROCEDURES	othopedics
227	226	SOFT TISSUE PROCEDURES W/	SOFT TISSUE PROCEDURES	othopedics
214	227	BACK & NECK PROCEDURES W	MULTIPLE CRANIAL & FACIAL	othopedics
216	227	BIOPSIES OF MUSCULOSKELET	MULTIPLE CRANIAL & FACIAL	othopedics
217	227	WND DEBRID & SKN GRFT EXC	MULTIPLE CRANIAL & FACIAL	othopedics
226	227	SOFT TISSUE PROCEDURES W	MULTIPLE CRANIAL & FACIAL	othopedics
227	227	SOFT TISSUE PROCEDURES W/	MULTIPLE CRANIAL & FACIAL	othopedics
231	227	LOCAL EXCISION & REMOVAL	MULTIPLE CRANIAL & FACIAL	othopedics
233	227	OTHER MUSCULOSKELET SYS &	MULTIPLE CRANIAL & FACIAL	othopedics
234	227	OTHER MUSCULOSKELET SYS &	MULTIPLE CRANIAL & FACIAL	othopedics
225	228	FOOT PROCEDURES	MAJOR THUMB OR JOINT PROC	othopedics
228	228	MAJOR THUMB OR JOINT PROC	MAJOR THUMB OR JOINT PROC	othopedics
228	229	MAJOR THUMB OR JOINT PROC	HAND OR WRIST PROC. EXCEP	othopedics
229	229	HAND OR WRIST PROC, EXCEP	HAND OR WRIST PROC. EXCEP	othopedics
230	230	LOCAL EXCISION & REMOVAL	LOCAL EXCISION & REMOVAL	othopedics
213	231	AMPUTATION FOR MUSCULOSKE	LOCAL EXCISION & REMOVAL	othopedics
231	231	LOCAL EXCISION & REMOVAL	LOCAL EXCISION & REMOVAL	othopedics
228	232	MAJOR THUMB OR JOINT PROC	ARTHROSCOPY	othopedics
232	232	ARTHROSCOPY	ARTHROSCOPY	othopedics
233	233	OTHER MUSCULOSKELET SYS &	OTHER MUSCULOSKELET SYS	othopedics
234	233	OTHER MUSCULOSKELET SYS &	OTHER MUSCULOSKELET SYS	othopedics
210	234	HIP & FEMUR PROCEDURES EX	CRANIAL & FACIAL BONE REC	othopedics
214	234	BACK & NECK PROCEDURES W	CRANIAL & FACIAL BONE REC	othopedics
215	234	BACK & NECK PROCEDURES W/	CRANIAL & FACIAL BONE REC	othopedics
216	234	BIOPSIES OF MUSCULOSKELET	CRANIAL & FACIAL BONE REC	othopedics
217	234	WND DEBRID & SKN GRFT EXC	CRANIAL & FACIAL BONE REC	othopedics
218	234	LOWER EXTREM & HUMER PROC	CRANIAL & FACIAL BONE REC	othopedics
219	234	LOWER EXTREM & HUMER PROC	CRANIAL & FACIAL BONE REC	othopedics
223	234	MAJOR SHOULDER/ELBOW PROC	CRANIAL & FACIAL BONE REC	othopedics
225	234	FOOT PROCEDURES	CRANIAL & FACIAL BONE REC	othopedics
226	234	SOFT TISSUE PROCEDURES W	CRANIAL & FACIAL BONE REC	othopedics

227	234	SOFT TISSUE PROCEDURES W/	CRANIAL & FACIAL BONE REC	orthopedics
228	234	MAJOR THUMB OR JOINT PROC	CRANIAL & FACIAL BONE REC	orthopedics
231	234	LOCAL EXCISION & REMOVAL	CRANIAL & FACIAL BONE REC	orthopedics
233	234	OTHER MUSCULOSKELET SYS &	CRANIAL & FACIAL BONE REC	orthopedics
234	234	OTHER MUSCULOSKELET SYS &	CRANIAL & FACIAL BONE REC	orthopedics
235	235	FRACTURES OF FEMUR	FRACTURES OF FEMUR	orthopedics
236	236	FRACTURES OF HIP & PELVIS	FRACTURES OF HIP & PELVIS	orthopedics
237	237	SPRAINS, STRAINS, & DISLO	SPRAINS, STRAINS & DISLOC	orthopedics
238	238	OSTEOMYELITIS	OSTEOMYELITIS	orthopedics
240	240	CONNECTIVE TISSUE DISORDE	CONNECTIVE TISSUE DISORDE	orthopedics
241	240	CONNECTIVE TISSUE DISORDE	CONNECTIVE TISSUE DISORDE	orthopedics
471	471	BILATERAL OR MULTIPLE MAJ	BILATERAL OR MULTIPLE MAJ	orthopedics
235	477	FRACTURES OF FEMUR	NON-EXTENSIVE O.R. PROCED	orthopedics
236	477	FRACTURES OF HIP & PELVIS	NON-EXTENSIVE O.R. PROCED	orthopedics
237	477	SPRAINS, STRAINS, & DISLO	NON-EXTENSIVE O.R. PROCED	orthopedics
238	477	OSTEOMYELITIS	NON-EXTENSIVE O.R. PROCED	orthopedics
240	477	CONNECTIVE TISSUE DISORDE	NON-EXTENSIVE O.R. PROCED	orthopedics
210	491	HIP & FEMUR PROCEDURES EX	MAJOR JOINT & LIMB REATTA	orthopedics
211	491	HIP & FEMUR PROCEDURES EX	MAJOR JOINT & LIMB REATTA	orthopedics
216	491	BIOPSIES OF MUSCULOSKELET	MAJOR JOINT & LIMB REATTA	orthopedics
217	491	WND DEBRID & SKN GRFT EXC	MAJOR JOINT & LIMB REATTA	orthopedics
491	491	MAJOR JOINT & LIMB REATTA	MAJOR JOINT & LIMB REATTA	orthopedics
209	703	MAJOR JOINT & LIMB REATTA	HIV W O.R. PROCEDURE W/O	orthopedics
228	703	MAJOR THUMB OR JOINT PROC	HIV W O.R. PROCEDURE W/O	orthopedics
240	705	CONNECTIVE TISSUE DISORDE	HIV W MAJ HIV REL DIAG W	orthopedics
240	707	CONNECTIVE TISSUE DISORDE	HIV W SIGNIFICANT HIV REL	orthopedics
241	707	CONNECTIVE TISSUE DISORDE	HIV W SIGNIFICANT HIV REL	orthopedics
485	731	LIMB REATTACHMENT, HIP AN	SPINE, HIP, FEMUR OR LIMB	orthopedics
214	755	BACK & NECK PROCEDURES W	DORSAL & LUMBAR FUSION PR	orthopedics
215	755	BACK & NECK PROCEDURES W/	DORSAL & LUMBAR FUSION PR	orthopedics
216	755	BIOPSIES OF MUSCULOSKELET	DORSAL & LUMBAR FUSION PR	orthopedics
217	755	WND DEBRID & SKN GRFT EXC	DORSAL & LUMBAR FUSION PR	orthopedics
210	756	HIP & FEMUR PROCEDURES EX	DORSAL & LUMBAR FUSION PR	orthopedics
211	756	HIP & FEMUR PROCEDURES EX	DORSAL & LUMBAR FUSION PR	orthopedics
214	756	BACK & NECK PROCEDURES W	DORSAL & LUMBAR FUSION PR	orthopedics
215	756	BACK & NECK PROCEDURES W/	DORSAL & LUMBAR FUSION PR	orthopedics
216	756	BIOPSIES OF MUSCULOSKELET	DORSAL & LUMBAR FUSION PR	orthopedics
217	756	WND DEBRID & SKN GRFT EXC	DORSAL & LUMBAR FUSION PR	orthopedics
213	757	AMPUTATION FOR MUSCULOSKE	OTHER BACK & NECK PROCEDU	orthopedics
214	757	BACK & NECK PROCEDURES W	OTHER BACK & NECK PROCEDU	orthopedics
215	757	BACK & NECK PROCEDURES W/	OTHER BACK & NECK PROCEDU	orthopedics
216	757	BIOPSIES OF MUSCULOSKELET	OTHER BACK & NECK PROCEDU	orthopedics
217	757	WND DEBRID & SKN GRFT EXC	OTHER BACK & NECK PROCEDU	orthopedics
217	790	WND DEBRID & SKN GRFT EXC	WOUND DEBRID & SKIN GRFT	orthopedics

Ear, nose, and throat

DRG#	DGC#	DRG Name	DGC Name	Specialty
49	49	MAJOR HEAD & NECK PROCEDU	OTHER MAJOR HEAD AND NECK	otolaryngology
57	49	T&A PROC, EXCEPT TONSILLE	OTHER MAJOR HEAD AND NECK	otolaryngology
61	49	MYRINGOTOMY W TUBE INSERT	OTHER MAJOR HEAD AND NECK	otolaryngology
50	51	SIALOADENECTOMY	SIALOADENECTOMY & SALIVAR	otolaryngology
51	51	SALIVARY GLAND PROCEDURES	SIALOADENECTOMY & SALIVAR	otolaryngology
57	51	T&A PROC, EXCEPT TONSILLE	SIALOADENECTOMY & SALIVAR	otolaryngology
61	51	MYRINGOTOMY W TUBE INSERT	SIALOADENECTOMY & SALIVAR	otolaryngology
61	53	MYRINGOTOMY W TUBE INSERT	SINUS & MASTOID PROCEDURE	otolaryngology
50	54	SIALOADENECTOMY	FACIAL BONE PROCEDURES EX	otolaryngology

51	54	SALIVARY GLAND PROCEDURES	FACIAL BONE PROCEDURES EX	otolaryngology
55	54	MISCELLANEOUS EAR, NOSE,	FACIAL BONE PROCEDURES EX	otolaryngology
57	54	T&A PROC, EXCEPT TONSILLE	FACIAL BONE PROCEDURES EX	otolaryngology
61	54	MYRINGOTOMY W TUBE INSERT	FACIAL BONE PROCEDURES EX	otolaryngology
63	54	OTHER EAR, NOSE, MOUTH &	FACIAL BONE PROCEDURES EX	otolaryngology
55	56	MISCELLANEOUS EAR, NOSE,	RHINOPLASTY	otolaryngology
57	56	T&A PROC, EXCEPT TONSILLE	RHINOPLASTY	otolaryngology
57	57	T&A PROC, EXCEPT TONSILLE	TONSILLECTOMY & ADENOIDEC	otolaryngology
61	57	MYRINGOTOMY W TUBE INSERT	TONSILLECTOMY & ADENOIDEC	otolaryngology
62	57	MYRINGOTOMY W TUBE INSERT	TONSILLECTOMY & ADENOIDEC	otolaryngology
50	58	SIALOADENECTOMY	LARYNX, PHARYNX & TRACHEA	otolaryngology
55	58	MISCELLANEOUS EAR, NOSE,	LARYNX, PHARYNX & TRACHEA	otolaryngology
57	58	T&A PROC, EXCEPT TONSILLE	LARYNX, PHARYNX & TRACHEA	otolaryngology
61	58	MYRINGOTOMY W TUBE INSERT	LARYNX, PHARYNX & TRACHEA	otolaryngology
63	58	OTHER EAR, NOSE, MOUTH &	LARYNX, PHARYNX & TRACHEA	otolaryngology
55	63	MISCELLANEOUS EAR, NOSE,	OTHER EAR, NOSE, MOUTH, T	otolaryngology
61	63	MYRINGOTOMY W TUBE INSERT	OTHER EAR, NOSE, MOUTH, T	otolaryngology
63	63	OTHER EAR, NOSE, MOUTH &	OTHER EAR, NOSE, MOUTH, T	otolaryngology
63	64	OTHER EAR, NOSE, MOUTH &	EAR, NOSE, MOUTH & THROAT	otolaryngology
63	65	OTHER EAR, NOSE, MOUTH &	DYSEQUILIBRIUM	otolaryngology
65	65	DYSEQUILIBRIUM	DYSEQUILIBRIUM	otolaryngology
66	66	EPISTAXIS	EPISTAXIS	otolaryngology
67	67	EPIGLOTTITIS	EPIGLOTTITIS	otolaryngology
68	68	OTITIS MEDIA & URI AGE >1	OTITIS MEDIA & URI	otolaryngology
69	68	OTITIS MEDIA & URI AGE >1	OTITIS MEDIA & URI	otolaryngology
70	68	OTITIS MEDIA & URI AGE 0-	OTITIS MEDIA & URI	otolaryngology
71	71	LARYNGOTRACHEITIS	LARYNGOTRACHEITIS	otolaryngology
72	72	NASAL TRAUMA & DEFORMITY	NASAL TRAUMA & DEFORMITY	otolaryngology
63	73	OTHER EAR, NOSE, MOUTH &	OTHER EAR, NOSE, MOUTH &	otolaryngology
73	73	OTHER EAR, NOSE, MOUTH &	OTHER EAR, NOSE, MOUTH &	otolaryngology
74	73	OTHER EAR, NOSE, MOUTH &	OTHER EAR, NOSE, MOUTH &	otolaryngology
57	168	T&A PROC, EXCEPT TONSILLE	MOUTH PROCEDURES	otolaryngology
61	168	MYRINGOTOMY W TUBE INSERT	MOUTH PROCEDURES	otolaryngology
62	168	MYRINGOTOMY W TUBE INSERT	MOUTH PROCEDURES	otolaryngology
63	468	OTHER EAR, NOSE, MOUTH &	EXTENSIVE O.R. PROCEDURE	otolaryngology
65	477	DYSEQUILIBRIUM	NON-EXTENSIVE O.R. PROCED	otolaryngology
68	477	OTITIS MEDIA & URI AGE >1	NON-EXTENSIVE O.R. PROCED	otolaryngology
69	477	OTITIS MEDIA & URI AGE >1	NON-EXTENSIVE O.R. PROCED	otolaryngology
72	477	NASAL TRAUMA & DEFORMITY	NON-EXTENSIVE O.R. PROCED	otolaryngology
73	477	OTHER EAR, NOSE, MOUTH &	NON-EXTENSIVE O.R. PROCED	otolaryngology
49	786	MAJOR HEAD & NECK PROCEDU	MAJOR LARYNX AND TRACHEAL	otolaryngology
55	786	MISCELLANEOUS EAR, NOSE,	MAJOR LARYNX AND TRACHEAL	otolaryngology
57	786	T&A PROC, EXCEPT TONSILLE	MAJOR LARYNX AND TRACHEAL	otolaryngology
63	786	OTHER EAR, NOSE, MOUTH &	MAJOR LARYNX AND TRACHEAL	otolaryngology

Respiratory disorders

DRG#	DGC#	DRG Name	DGC Name	Specialty
76	75	OTHER RESP SYSTEM O.R. PR	MAJOR CHEST PROCEDURES	Pulmonary
77	75	OTHER RESP SYSTEM O.R. PR	MAJOR CHEST PROCEDURES	Pulmonary
76	76	OTHER RESP SYSTEM O.R. PR	OTHER RESP SYSTEM O.R. PR	Pulmonary
77	76	OTHER RESP SYSTEM O.R. PR	OTHER RESP SYSTEM O.R. PR	Pulmonary
78	78	PULMONARY EMBOLISM	PULMONARY EMBOLISM	Pulmonary
76	79	OTHER RESP SYSTEM O.R. PR	RESPIRATORY INFECTIONS &	Pulmonary
79	79	RESPIRATORY INFECTIONS &	RESPIRATORY INFECTIONS &	Pulmonary
80	79	RESPIRATORY INFECTIONS &	RESPIRATORY INFECTIONS &	Pulmonary
81	79	RESPIRATORY INFECTIONS &	RESPIRATORY INFECTIONS &	Pulmonary

76	82	OTHER RESP SYSTEM O.R. PR	RESPIRATORY NEOPLASMS	Pulmonary
101	83	OTHER RESPIRATORY SYSTEM	MAJOR CHEST TRAUMA	Pulmonary
102	83	OTHER RESPIRATORY SYSTEM	MAJOR CHEST TRAUMA	Pulmonary
85	85	PLEURAL EFFUSION W CC	PLEURAL EFFUSION	Pulmonary
86	85	PLEURAL EFFUSION W/O CC	PLEURAL EFFUSION	Pulmonary
76	87	OTHER RESP SYSTEM O.R. PR	PULMONARY EDEMA & RESPIRA	Pulmonary
87	87	PULMONARY EDEMA & RESPIRA	PULMONARY EDEMA & RESPIRA	Pulmonary
101	87	OTHER RESPIRATORY SYSTEM	PULMONARY EDEMA & RESPIRA	Pulmonary
102	87	OTHER RESPIRATORY SYSTEM	PULMONARY EDEMA & RESPIRA	Pulmonary
76	88	OTHER RESP SYSTEM O.R. PR	CHRONIC OBSTRUCTIVE PULMO	Pulmonary
88	88	CHRONIC OBSTRUCTIVE PULMO	CHRONIC OBSTRUCTIVE PULMO	Pulmonary
76	89	OTHER RESP SYSTEM O.R. PR	SIMPLE PNEUMONIA & PLEURI	Pulmonary
77	89	OTHER RESP SYSTEM O.R. PR	SIMPLE PNEUMONIA & PLEURI	Pulmonary
89	89	SIMPLE PNEUMONIA & PLEURI	SIMPLE PNEUMONIA & PLEURI	Pulmonary
90	89	SIMPLE PNEUMONIA & PLEURI	SIMPLE PNEUMONIA & PLEURI	Pulmonary
91	89	SIMPLE PNEUMONIA & PLEURI	SIMPLE PNEUMONIA & PLEURI	Pulmonary
89	90	SIMPLE PNEUMONIA & PLEURI	RSV PNEUMONIA & WHOOPING	Pulmonary
90	90	SIMPLE PNEUMONIA & PLEURI	RSV PNEUMONIA & WHOOPING	Pulmonary
91	90	SIMPLE PNEUMONIA & PLEURI	RSV PNEUMONIA & WHOOPING	Pulmonary
96	90	BRONCHITIS & ASTHMA AGE >	RSV PNEUMONIA & WHOOPING	Pulmonary
97	90	BRONCHITIS & ASTHMA AGE >	RSV PNEUMONIA & WHOOPING	Pulmonary
92	92	INTERSTITIAL LUNG DISEASE	INTERSTITIAL LUNG DISEASE	Pulmonary
93	92	INTERSTITIAL LUNG DISEASE	INTERSTITIAL LUNG DISEASE	Pulmonary
94	94	PNEUMOTHORAX W CC	PNEUMOTHORAX	Pulmonary
95	94	PNEUMOTHORAX W/O CC	PNEUMOTHORAX	Pulmonary
76	96	OTHER RESP SYSTEM O.R. PR	BRONCHITIS & ASTHMA	Pulmonary
77	96	OTHER RESP SYSTEM O.R. PR	BRONCHITIS & ASTHMA	Pulmonary
96	96	BRONCHITIS & ASTHMA AGE >	BRONCHITIS & ASTHMA	Pulmonary
97	96	BRONCHITIS & ASTHMA AGE >	BRONCHITIS & ASTHMA	Pulmonary
98	96	BRONCHITIS & ASTHMA AGE 0	BRONCHITIS & ASTHMA	Pulmonary
76	101	OTHER RESP SYSTEM O.R. PR	RESPIRATORY SYSTEM SIGNS,	Pulmonary
77	101	OTHER RESP SYSTEM O.R. PR	RESPIRATORY SYSTEM SIGNS,	Pulmonary
99	101	RESPIRATORY SIGNS & SYMPT	RESPIRATORY SYSTEM SIGNS,	Pulmonary
100	101	RESPIRATORY SIGNS & SYMPT	RESPIRATORY SYSTEM SIGNS,	Pulmonary
101	101	OTHER RESPIRATORY SYSTEM	RESPIRATORY SYSTEM SIGNS,	Pulmonary
102	101	OTHER RESPIRATORY SYSTEM	RESPIRATORY SYSTEM SIGNS,	Pulmonary
76	306	OTHER RESP SYSTEM O.R. PR	PROSTATECTOMY	Pulmonary
76	315	OTHER RESP SYSTEM O.R. PR	OTHER KIDNEY & URINARY TR	Pulmonary
89	325	SIMPLE PNEUMONIA & PLEURI	KIDNEY & URINARY TRACT SI	Pulmonary
90	325	SIMPLE PNEUMONIA & PLEURI	KIDNEY & URINARY TRACT SI	Pulmonary
475	325	RESPIRATORY SYSTEM DIAGNO	KIDNEY & URINARY TRACT SI	Pulmonary
76	468	OTHER RESP SYSTEM O.R. PR	EXTENSIVE O.R. PROCEDURE	Pulmonary
77	468	OTHER RESP SYSTEM O.R. PR	EXTENSIVE O.R. PROCEDURE	Pulmonary
88	468	CHRONIC OBSTRUCTIVE PULMO	EXTENSIVE O.R. PROCEDURE	Pulmonary
96	468	BRONCHITIS & ASTHMA AGE >	EXTENSIVE O.R. PROCEDURE	Pulmonary
76	475	OTHER RESP SYSTEM O.R. PR	RESPIRATORY SYSTEM DIAGNO	Pulmonary
77	475	OTHER RESP SYSTEM O.R. PR	RESPIRATORY SYSTEM DIAGNO	Pulmonary
475	475	RESPIRATORY SYSTEM DIAGNO	RESPIRATORY SYSTEM DIAGNO	Pulmonary
76	477	OTHER RESP SYSTEM O.R. PR	NON-EXTENSIVE O.R. PROCED	Pulmonary
77	477	OTHER RESP SYSTEM O.R. PR	NON-EXTENSIVE O.R. PROCED	Pulmonary
78	477	PULMONARY EMBOLISM	NON-EXTENSIVE O.R. PROCED	Pulmonary
79	477	RESPIRATORY INFECTIONS &	NON-EXTENSIVE O.R. PROCED	Pulmonary
80	477	RESPIRATORY INFECTIONS &	NON-EXTENSIVE O.R. PROCED	Pulmonary
85	477	PLEURAL EFFUSION W CC	NON-EXTENSIVE O.R. PROCED	Pulmonary
86	477	PLEURAL EFFUSION W/O CC	NON-EXTENSIVE O.R. PROCED	Pulmonary
87	477	PULMONARY EDEMA & RESPIRA	NON-EXTENSIVE O.R. PROCED	Pulmonary
88	477	CHRONIC OBSTRUCTIVE PULMO	NON-EXTENSIVE O.R. PROCED	Pulmonary

89	477	SIMPLE PNEUMONIA & PLEURI	NON-EXTENSIVE O.R. PROCED	Pulmonary
90	477	SIMPLE PNEUMONIA & PLEURI	NON-EXTENSIVE O.R. PROCED	Pulmonary
92	477	INTERSTITIAL LUNG DISEASE	NON-EXTENSIVE O.R. PROCED	Pulmonary
94	477	PNEUMOTHORAX W CC	NON-EXTENSIVE O.R. PROCED	Pulmonary
96	477	BRONCHITIS & ASTHMA AGE >	NON-EXTENSIVE O.R. PROCED	Pulmonary
101	477	OTHER RESPIRATORY SYSTEM	NON-EXTENSIVE O.R. PROCED	Pulmonary
102	477	OTHER RESPIRATORY SYSTEM	NON-EXTENSIVE O.R. PROCED	Pulmonary
475	477	RESPIRATORY SYSTEM DIAGNO	NON-EXTENSIVE O.R. PROCED	Pulmonary
79	631	RESPIRATORY INFECTIONS &	BPD & OTH CHRONIC RESPIRA	Pulmonary
76	701	OTHER RESP SYSTEM O.R. PR	HIV W O.R. PROC W MULTIPL	Pulmonary
76	702	OTHER RESP SYSTEM O.R. PR	HIV W O.R. PROCEDURE W MA	Pulmonary
77	702	OTHER RESP SYSTEM O.R. PR	HIV W O.R. PROCEDURE W MA	Pulmonary
76	703	OTHER RESP SYSTEM O.R. PR	HIV W O.R. PROCEDURE W/O	Pulmonary
77	703	OTHER RESP SYSTEM O.R. PR	HIV W O.R. PROCEDURE W/O	Pulmonary
79	704	RESPIRATORY INFECTIONS &	HIV W MULTIPLE MAJOR HIV	Pulmonary
85	704	PLEURAL EFFUSION W CC	HIV W MULTIPLE MAJOR HIV	Pulmonary
87	704	PULMONARY EDEMA & RESPIRA	HIV W MULTIPLE MAJOR HIV	Pulmonary
89	704	SIMPLE PNEUMONIA & PLEURI	HIV W MULTIPLE MAJOR HIV	Pulmonary
94	704	PNEUMOTHORAX W CC	HIV W MULTIPLE MAJOR HIV	Pulmonary
475	704	RESPIRATORY SYSTEM DIAGNO	HIV W MULTIPLE MAJOR HIV	Pulmonary
79	705	RESPIRATORY INFECTIONS &	HIV W MAJ HIV REL DIAG W	Pulmonary
85	705	PLEURAL EFFUSION W CC	HIV W MAJ HIV REL DIAG W	Pulmonary
87	705	PULMONARY EDEMA & RESPIRA	HIV W MAJ HIV REL DIAG W	Pulmonary
89	705	SIMPLE PNEUMONIA & PLEURI	HIV W MAJ HIV REL DIAG W	Pulmonary
90	705	SIMPLE PNEUMONIA & PLEURI	HIV W MAJ HIV REL DIAG W	Pulmonary
94	705	PNEUMOTHORAX W CC	HIV W MAJ HIV REL DIAG W	Pulmonary
99	705	RESPIRATORY SIGNS & SYMPT	HIV W MAJ HIV REL DIAG W	Pulmonary
475	705	RESPIRATORY SYSTEM DIAGNO	HIV W MAJ HIV REL DIAG W	Pulmonary
79	706	RESPIRATORY INFECTIONS &	HIV W MAJ HIV REL DIAG W	Pulmonary
80	706	RESPIRATORY INFECTIONS &	HIV W MAJ HIV REL DIAG W	Pulmonary
85	706	PLEURAL EFFUSION W CC	HIV W MAJ HIV REL DIAG W	Pulmonary
87	706	PULMONARY EDEMA & RESPIRA	HIV W MAJ HIV REL DIAG W	Pulmonary
89	706	SIMPLE PNEUMONIA & PLEURI	HIV W MAJ HIV REL DIAG W	Pulmonary
100	706	RESPIRATORY SIGNS & SYMPT	HIV W MAJ HIV REL DIAG W	Pulmonary
475	706	RESPIRATORY SYSTEM DIAGNO	HIV W MAJ HIV REL DIAG W	Pulmonary
79	707	RESPIRATORY INFECTIONS &	HIV W SIGNIFICANT HIV REL	Pulmonary
89	707	SIMPLE PNEUMONIA & PLEURI	HIV W SIGNIFICANT HIV REL	Pulmonary
90	707	SIMPLE PNEUMONIA & PLEURI	HIV W SIGNIFICANT HIV REL	Pulmonary
92	707	INTERSTITIAL LUNG DISEASE	HIV W SIGNIFICANT HIV REL	Pulmonary
93	707	INTERSTITIAL LUNG DISEASE	HIV W SIGNIFICANT HIV REL	Pulmonary
94	707	PNEUMOTHORAX W CC	HIV W SIGNIFICANT HIV REL	Pulmonary
95	707	PNEUMOTHORAX W/O CC	HIV W SIGNIFICANT HIV REL	Pulmonary
99	707	RESPIRATORY SIGNS & SYMPT	HIV W SIGNIFICANT HIV REL	Pulmonary
101	707	OTHER RESPIRATORY SYSTEM	HIV W SIGNIFICANT HIV REL	Pulmonary
475	707	RESPIRATORY SYSTEM DIAGNO	HIV W SIGNIFICANT HIV REL	Pulmonary
92	708	INTERSTITIAL LUNG DISEASE	HIV W/O MAJOR OR SIGNIFIC	Pulmonary
99	708	RESPIRATORY SIGNS & SYMPT	HIV W/O MAJOR OR SIGNIFIC	Pulmonary
79	740	RESPIRATORY INFECTIONS &	CYSTIC FIBROSIS	Pulmonary
85	740	PLEURAL EFFUSION W CC	CYSTIC FIBROSIS	Pulmonary
87	740	PULMONARY EDEMA & RESPIRA	CYSTIC FIBROSIS	Pulmonary
88	740	CHRONIC OBSTRUCTIVE PULMO	CYSTIC FIBROSIS	Pulmonary
89	740	SIMPLE PNEUMONIA & PLEURI	CYSTIC FIBROSIS	Pulmonary
92	740	INTERSTITIAL LUNG DISEASE	CYSTIC FIBROSIS	Pulmonary
94	740	PNEUMOTHORAX W CC	CYSTIC FIBROSIS	Pulmonary
96	740	BRONCHITIS & ASTHMA AGE >	CYSTIC FIBROSIS	Pulmonary
99	740	RESPIRATORY SIGNS & SYMPT	CYSTIC FIBROSIS	Pulmonary
101	740	OTHER RESPIRATORY SYSTEM	CYSTIC FIBROSIS	Pulmonary

Rheumatology

DRG#	DGC#	DRG Name	DGC Name	Specialty
242	242	SEPTIC ARTHRITIS	SEPTIC ARTHRITIS	Rheumatology
244	244	BONE DISEASES & SPECIFIC	BONE DISEASES & SPECIFIC	Rheumatology
245	244	BONE DISEASES & SPECIFIC	BONE DISEASES & SPECIFIC	Rheumatology
246	246	NON-SPECIFIC ARTHROPATHIE	NON-SPECIFIC ARTHROPATHIE	Rheumatology
247	247	SIGNS & SYMPTOMS OF MUSCU	SIGNS & SYMPTOMS OF MUSCU	Rheumatology
256	256	OTHER MUSCULOSKELETAL SYS	OTHER MUSCULOSKELETAL SYS	Rheumatology
244	477	BONE DISEASES & SPECIFIC	NON-EXTENSIVE O.R. PROCED	Rheumatology
247	477	SIGNS & SYMPTOMS OF MUSCU	NON-EXTENSIVE O.R. PROCED	Rheumatology
256	477	OTHER MUSCULOSKELETAL SYS	NON-EXTENSIVE O.R. PROCED	Rheumatology
242	707	SEPTIC ARTHRITIS	HIV W SIGNIFICANT HIV REL	Rheumatology

Urology

DRG#	DGC#	DRG Name	DGC Name	Specialty
302	302	KIDNEY TRANSPLANT	KIDNEY TRANSPLANT	Urology
303	303	KIDNEY, URETER & MAJOR BLA	KIDNEY & URETER PROC FOR	Urology
304	304	KIDNEY, URETER & MAJOR BLA	KIDNEY & URETER PROC FOR	Urology
305	304	KIDNEY, URETER & MAJOR BLA	KIDNEY & URETER PROC FOR	Urology
306	306	PROSTATECTOMY W CC	PROSTATECTOMY	Urology
307	306	PROSTATECTOMY W/O CC	PROSTATECTOMY	Urology
303	307	KIDNEY, URETER & MAJOR BLA	MAJOR BLADDER PROCEDURES	Urology
304	307	KIDNEY, URETER & MAJOR BLA	MAJOR BLADDER PROCEDURES	Urology
305	307	KIDNEY, URETER & MAJOR BLA	MAJOR BLADDER PROCEDURES	Urology
308	307	MINOR BLADDER PROCEDURES	MAJOR BLADDER PROCEDURES	Urology
309	307	MINOR BLADDER PROCEDURES	MAJOR BLADDER PROCEDURES	Urology
308	308	MINOR BLADDER PROCEDURES	MINOR BLADDER PROCEDURES	Urology
309	308	MINOR BLADDER PROCEDURES	MINOR BLADDER PROCEDURES	Urology
310	310	TRANSURETHRAL PROCEDURES	TRANSURETHRAL PROCEDURES	Urology
311	310	TRANSURETHRAL PROCEDURES	TRANSURETHRAL PROCEDURES	Urology
312	312	URETHRAL PROCEDURES, AGE	URETHRAL PROCEDURES	Urology
313	312	URETHRAL PROCEDURES, AGE	URETHRAL PROCEDURES	Urology
314	312	URETHRAL PROCEDURES, AGE	URETHRAL PROCEDURES	Urology
315	315	OTHER KIDNEY & URINARY TR	OTHER KIDNEY & URINARY TR	Urology
323	323	URINARY STONES W CC, &/OR	URINARY STONES W ESW LITH	Urology
323	324	URINARY STONES W CC, &/OR	URINARY STONES W/O ESW LI	Urology
324	324	URINARY STONES W/O CC	URINARY STONES W/O ESW LI	Urology
328	328	URETHRAL STRICTURE AGE >1	URETHRAL STRICTURE	Urology
329	328	URETHRAL STRICTURE AGE >1	URETHRAL STRICTURE	Urology
334	334	MAJOR MALE PELVIC PROCEDU	MAJOR MALE PELVIC PROCEDU	Urology
335	334	MAJOR MALE PELVIC PROCEDU	MAJOR MALE PELVIC PROCEDU	Urology
336	336	TRANSURETHRAL PROSTATECTO	TRANSURETHRAL PROSTATECTO	Urology
337	336	TRANSURETHRAL PROSTATECTO	TRANSURETHRAL PROSTATECTO	Urology
339	336	TESTES PROCEDURES, NON-MA	TRANSURETHRAL PROSTATECTO	Urology
339	339	TESTES PROCEDURES, NON-MA	TESTESE PROCEDURES, NON-M	Urology
340	339	TESTES PROCEDURES, NON-MA	TESTESE PROCEDURES, NON-M	Urology
341	341	PENIS PROCEDURES	PENIS PROCEDURES	Urology
342	344	CIRCUMCISION AGE >17	OTHER MALE REPRODUCTIVE S	Urology
342	345	CIRCUMCISION AGE >17	OTHER MALE REPRODUCTIVE S	Urology
348	352	BENIGN PROSTATIC HYPERTRO	MALE REPRODUCTIVE SYSTEM	Urology
349	352	BENIGN PROSTATIC HYPERTRO	MALE REPRODUCTIVE SYSTEM	Urology
350	352	INFLAMMATION OF THE MALE	MALE REPRODUCTIVE SYSTEM	Urology
352	352	OTHER MALE REPRODUCTIVE S	MALE REPRODUCTIVE SYSTEM	Urology
304	702	KIDNEY, URETER & MAJOR BLA	HIV W O.R. PROCEDURE W MA	Urology

315	702	OTHER KIDNEY & URINARY TR	HIV W O.R. PROCEDURE W MA	Urology
302	703	KIDNEY TRANSPLANT	HIV W O.R. PROCEDURE W/O	Urology
306	703	PROSTATECTOMY W CC	HIV W O.R. PROCEDURE W/O	Urology
310	703	TRANSURETHRAL PROCEDURES	HIV W O.R. PROCEDURE W/O	Urology
315	703	OTHER KIDNEY & URINARY TR	HIV W O.R. PROCEDURE W/O	Urology
350	707	INFLAMMATION OF THE MALE	HIV W SIGNIFICANT HIV REL	Urology

Appendix D

1999 Sample Physician Questionnaire



October 15, 1998

Dear Doctor:

The National Opinion Research Center at the University of Chicago is conducting a study for *U.S. News & World Report*. We request your judgment on three topics of considerable interest to the medical profession: 1) what are this nation's preeminent hospitals for treating the most serious or difficult medical problems; 2) what are training and work conditions like for "on-call" residents; and, 3) what are the appropriate domains and uses of advance directives and end-of-life care?

You were chosen as part of a national random sample of 2,550 board-certified physicians, stratified by region and by 17 specialties. We are asking specialists with your expertise to help us create a profile of the best hospital care for cancer.

The National Opinion Research Center has been conducting survey research in the public interest for more than 50 years. Throughout its history, it has engaged in diverse health studies in such areas as access to health care, maternal and infant health, drug addiction, medical utilization and expenditure patterns, and AIDS. Findings from this study will inform a broad spectrum of the American public.

Responding to this short questionnaire should take no more than five minutes. Your responses will be kept strictly confidential and all results will be reported only in statistical, summary form.

Please take a few minutes now to complete the questionnaire and return it to us in the enclosed, postage-paid envelope. We have also included a two-dollar bill as a small gesture of our appreciation and as a thank you for sharing your views.

If you have any questions about this study, please contact me at (312) 759-4244. Collect calls will be accepted.

Sincerely yours,

Craig A. Hill
Research Vice President
National Opinion Research Center

(B)

The National Opinion Research Center at the University of Chicago is conducting a nation-wide survey of board-certified specialists for *U.S. News & World Report*. The purpose of this study is to 1) identify hospitals that excel in treating patients with the most serious or difficult medical problems, 2) determine physicians' perceptions of the training and work conditions of "on-call" residents, and 3) assess physicians' perceptions regarding the appropriate domains and uses of advance directives and end-of-life care.

1. In your estimation, which are the **five** hospitals in the United States that provide the best care for cancer, regardless of location or expense?

In answering this question, please consider the principal clinics, medical schools, or organizational affiliations of the physicians that provide the best care and list below the names of the hospitals in which they principally practice.

To ensure the accurate recording of your response, or if you are unclear of an medical school's hospital affiliation, you may also list the name of the medical school associated with the hospital if appropriate.

In identifying the best hospitals, please think about patients with the most serious or difficult medical problems.

List these outstanding hospitals in any order.

OUTSTANDING HOSPITAL	AFFILIATED MEDICAL SCHOOL (if appropriate)	CITY	ST
and/or			
and/or			
and/or			
and/or			
and/or			

2. Thinking about the hospitals you named above, please RANK, the following ten factors in terms of each factor's influence on your decision (1 = most important, 10 = least important).

	Rank
a. Your own direct personal experience with those hospitals	
b. Experience of your own patients at those hospitals	
c. Experience of your colleagues or your colleagues' patients at those hospitals	
d. Published rankings of hospitals on various indices of performance	
e. Direct knowledge about specific physicians on staff at those hospitals	
f. Publications or presentations by physicians or researchers at those hospitals	
g. Where you went to medical school	
h. Where you did your residency/training	
i. Knowledge of sophisticated technology utilized by those hospitals	
j. Some other factor (PLEASE SPECIFY _____)	

3. We are interested in your opinions of residents' "on-call" training and work conditions. Thinking about medical residencies in general, please indicate the extent to which you agree with the following statements:

Please circle a "strength score" of 0 to 7 for each item.

	Strongly Disagree	Strongly Agree
a. Residents receive adequate supervision and guidance	0 1 2 3 4 5 6 7	
b. The amount of work residents are assigned interferes with how well the work is done	0 1 2 3 4 5 6 7	
c. Generally, attending physicians are very satisfied with the quality of patient care provided by residents	0 1 2 3 4 5 6 7	
d. Residents develop appropriate compassion for, and empathy with their patients	0 1 2 3 4 5 6 7	
e. Learning by doing is more important than learning by studying	0 1 2 3 4 5 6 7	
f. Attending physicians treat residents with respect	0 1 2 3 4 5 6 7	
g. Resident labor is cost-effective for hospitals	0 1 2 3 4 5 6 7	
h. Residents experience sleep deprivation and extreme fatigue	0 1 2 3 4 5 6 7	
i. Long work hours are beneficial for residents (i.e., residents thus have an unparalleled opportunity to independently care for patients, to provide continuity of care for patients, and to develop self-reliance and confidence)	0 1 2 3 4 5 6 7	

4. Thinking about advance directives such as living wills, durable power of attorney for health care, and do-not-resuscitate (DNR) orders, please indicate the extent to which you agree with the following statements.

Please circle a "strength score" of 0 to 7 for each item.

		Strongly Disagree							Strongly Agree								
		0	1	2	3	4	5	6	7	0	1	2	3	4	5	6	7
a.	The ideal of physician as beneficent care giver is being replaced by a new ideal -- the patient, autonomous and in control of his fate, has the right to refuse treatment	0	1	2	3	4	5	6	7	0	1	2	3	4	5	6	7
b.	In an absence of written directives, oral directives previously expressed to family and friends should be taken into account when end-of-life treatment decisions are made	0	1	2	3	4	5	6	7	0	1	2	3	4	5	6	7
c.	Physicians should discuss advance directive options (living wills, durable power of attorney, etc.) with all of their patients -- even young healthy ones	0	1	2	3	4	5	6	7	0	1	2	3	4	5	6	7
d.	All patients, when admitted to a hospital, should be provided with information on advance directives	0	1	2	3	4	5	6	7	0	1	2	3	4	5	6	7
e.	To keep patients alive biologically, when they have no hope of regaining consciousness, is to relegate them to a medical fate worse than death	0	1	2	3	4	5	6	7	0	1	2	3	4	5	6	7
f.	An existing advance directive should override the wishes of one or more family members who are present and active in the discussions about the patient's end-of-life care	0	1	2	3	4	5	6	7	0	1	2	3	4	5	6	7
g.	Advance directives, and issues surrounding their existence and implementation, should be covered in medical school courses	0	1	2	3	4	5	6	7	0	1	2	3	4	5	6	7
h.	Physicians who do not heed a patient's known advance directives should be sanctioned	0	1	2	3	4	5	6	7	0	1	2	3	4	5	6	7
i.	Terminology chosen for use in advance directives is often unclear and ambiguous	0	1	2	3	4	5	6	7	0	1	2	3	4	5	6	7
j.	Death of a patient is a failure to be resisted at all cost	0	1	2	3	4	5	6	7	0	1	2	3	4	5	6	7
k.	Advance directives should be more focused on goals (quality of life) and less focused on means (the technology to be employed)	0	1	2	3	4	5	6	7	0	1	2	3	4	5	6	7
l.	Creating an advance directive is an issue to be brought up by patients, not physicians	0	1	2	3	4	5	6	7	0	1	2	3	4	5	6	7
m.	Patients' end-of-life treatment preferences are influenced by the expected outcomes of the treatment	0	1	2	3	4	5	6	7	0	1	2	3	4	5	6	7
n.	I endorse the use of advance directives	0	1	2	3	4	5	6	7	0	1	2	3	4	5	6	7
o.	Advance directives should reflect an agreement between physician and patient ideals for end-of-life treatment	0	1	2	3	4	5	6	7	0	1	2	3	4	5	6	7

5. Think about a patient in an irreversible coma or a persistent vegetative state. All doctors consulted agree on the patient's condition and prognosis. Assuming no documented directives exist, who has the right to determine whether end-of-life care is terminated: the state or the family? Please select only one alternative:

- a. the state b. the family

Thank you for your time and consideration. Please return this survey in the enclosed, postage-paid envelope.

Appendix E

Predicted Mortality: APR-DRG Methodology

Introduction to DRGs

The All Patient Refined Diagnosis Related Groups (APR-DRGs) were developed by 3M Health Information Systems (3M-HIS) in conjunction with the National Association of Children's Hospitals and Related Institutions (NACHRI). The APR-DRGs expand the basic diagnosis related group (DRG) structure to address patient severity of illness, risk of mortality, and resource intensity. The APR-DRG Version 14.0 uses the Health Care Financing Administration (HCFA) Version 14.0 DRG methodology. APR-DRGs are based on DRGs and All Patient DRGs (AP-DRGs), therefore a brief explanation of both structures will be reviewed.

Current HCFA DRG Structure

Created from Adjacent Diagnosis Related Groups (ADGs) which combine patients into groups with common characteristics, DRGs were developed by Yale University in the 1970's to relate a hospital's case mix index to the resource demands and associated costs experienced by the hospital.

ADGs were created by subdividing an MDC² into two groups based on the presence or absence of an operating room procedure. Second, surgical patients, identified as those having an operating room procedure, were then classified by type of procedure to form surgical ADGs. Patients with multiple procedures were assigned to the highest surgical class. Third, medical patients were split into more detailed groups based on their principal diagnosis to form medical ADGs.

DRGs use ADGs as a base, and then further classify patients into selected disease and procedure categories based on whether or not they have substantial comorbidity or complications (CC). Approximately 3,000 diagnosis codes have been designated by HCFA as substantial CCs, (defined by a list of additional diagnosis codes that a panel of physicians felt would increase the length of stay by at least one day for 75% of the patients). This list covers a broad range of disease conditions, and no differentiation in severity or complexity level was made among the additional diagnoses. The patient's age and discharge status were sometimes used in the definition of DRGs.

² Major Diagnostic Categories (MDCs) are broad medical and surgical categories one step hierarchically higher than DRGs (several DRGs roll-up into an MDC). MDCs are divided by body systems such as nervous; ear, nose, and throat; and respiratory.

Current AP-DRG Structure

In 1987, the New York State Department of Health entered into an agreement with 3M-HIS to evaluate the applicability of DRGs to a non-Medicare population with a specific focus on neonates and patients with Human Immunodeficiency Virus (HIV) infections. The DRG definitions developed by this relationship are referred to as the AP-DRGs.

The AP-DRGs are modeled after the HCFA DRGs and attempt to improve the DRGs in an effort to more accurately predict a hospital's resource demands and associated costs for all acute care patients. In the creation of AP-DRGs, the modifications made to the DRG structure can be summarized as follows:

Except for neonates who die or are transferred within the first few days of life, AP-DRGs define six ranges of birth weight that represent distinct demands on hospital resources. Within each birth weight range, neonates are then subdivided based on the presence of a significant operating room procedure, and then further subdivided based on presence of multiple major, minor, or other problems.

Assignment to the neonatal MDC is based on the patient's age. Specifically, the AP-DRGs assign a patient to the neonatal MDC when the age of the patient is less than 29 days at admission regardless of the principal diagnosis.

MDC 25 was created to account for the highly specialized treatment of multiple trauma patients. Patients assigned to MDC 25 have at least two significant trauma diagnoses from different body sites.

MDC 20 for alcohol and substance abuse was restructured to differentiate patients based on the substance being abused.

Across all MDCs, patient with a tracheostomy were put into either of two tracheostomy AP-DRGs: tracheostomy performed for therapeutic reasons and tracheostomy representing long-term ventilation.

All liver, bone marrow, heart, kidney, and lung transplant patients were assigned to an AP-DRG independent of the MDC of the principal diagnosis.

For several MDCs, a single major comorbidity and complication (CC) AP-DRG was formed across all surgical patients within an MDC and a single major CC AP-DRG was formed across all medical patients within an MDC.

The AP-DRGs introduced changes to the HCFA DRGs in an attempt to depart from using the principal diagnosis as the initial variable for assignment. The AP-DRGs were designed to more accurately group patients into like groups that provide an operational means of defining and measuring a hospital's case mix complexity.

All Patient Refined DRGs

APR-DRG Objectives

The primary objective of the HCFA DRG and AP-DRG patient classification systems was to relate the type of patients treated to the hospital resources they consumed. This limited focus on resource intensity does not allow providers to classify patients into other groups for meaningful analysis. The APR-DRG patient classification system goes beyond traditional resource intensity measures and was designed with the ability to address the following needs:

- Compare hospitals across a wide range of resource and outcome measures

- Evaluate differences in inpatient mortality rates

- Implement and support critical pathways

- Identify continuous quality improvement initiatives

- Support internal management and planning systems

- Manage capitated payment arrangements.

In order to meet these needs, the APR-DRG system classifies patients according to severity of illness, risk of mortality, and resource intensity. Therefore, in the APR-DRG classification system a patient is assigned three distinct descriptors: base APR-DRG, severity of illness subclass, and risk of mortality subclass.

Severity of illness can be defined as the extent of physiologic decompensation or organ system loss of function experienced by the patient. In contrast, risk of mortality is defined as the patient's likelihood of dying.

For analyses such as evaluating resource intensity or patient care outcomes, the base APR-DRGs in conjunction with the severity of illness subclass is used. For evaluating patient mortality, the base APR-DRGs in conjunction with the risk of mortality subclass is used.

Development of the APR-DRGs

The AP-DRGs were used as the base DRGs in the development of the APR-DRGs because they were representative of the entire inpatient population and accounted for populations not included in DRGs at the time of development. Several consolidations, additions, and modifications were made to the AP-DRGs to

form the list of APR-DRGs used in the severity of illness and risk of mortality subclass assignments. The following list summarizes the revisions made to the AP-DRGs in the creation of the APR-DRGs:

All age, CC, and major CC splits were consolidated.

Splits based on discharge status or death were consolidated.

Definitions based on the presence or absence of a complicated principal diagnosis were consolidated.

Additional APR-DRGs were created for pediatric patients.

APR-DRGs for newborns were completely restructured to create medical and surgical hierarchies within each birth weight range.

Low volume APR-DRGs were consolidated into other related APR-DRGs.

APR-DRGs that could be explained by the severity of illness subclasses were consolidated into one APR-DRG.

Due to risk of mortality subclasses, several APR-DRGs were split to account for significant differences in mortality between patient groups.

APR-DRG Severity of Illness Subclass Assignment

With the exception of neonatal patients, after a patient has been given an APR-DRG code, a Severity of Illness Subclass is assigned based on the level of the secondary diagnoses, presence of certain non-OR procedures, and the interaction among secondary diagnoses, age, APR-DRG and principal diagnosis. Neonatal patients have their own hierarchical method for determining severity of illness and will be discussed later. The four severity of illness subclasses are:

Subclass (PSC)	Severity of Illness
1	Minor (Includes non CC)
2	Moderate
3	Major
4	Extreme

The severity of illness subclass is used in conjunction with the patient's base APR-DRG for analysis such as evaluating resource intensity or patient care outcomes. A patient's severity of illness subclass should

not be used with their DRG because several DRGs may form one APR-DRG. Therefore, since severity of illness subclasses correspond to the APR-DRG number and not the DRG, it is important to use the APR-DRG number to accurately interpret data.

The process for assigning a patient a severity of illness subclass is a three phase process and is summarized as follows:

Phase I

Secondary diagnoses that are closely related to the principal diagnosis are eliminated from further analysis.

Remaining secondary diagnoses are assigned one of four distinct Standard Severity of Illness Levels. Figure 1 presents examples of secondary diagnoses in each severity of illness level.

Figure 1. Examples of Secondary Diagnoses by Severity of Illness Level

Severity of Illness Level	Examples of Secondary Diagnoses
Minor	Benign hypertension, acute bronchitis, lumbago
Moderate	Chronic renal failure, viral pneumonia, diverticulitis
Major	Diabetic ketoacidosis, chronic heart failure, acute cholecystitis
Extreme	Septicemia, acute myocardial infarction, cerebral vascular accident

The Standard Severity of Illness Level is modified for some secondary diagnoses based on age, APR-DRG, and presence of non-OR procedures. Figure 2 displays an example of modifications to the standard severity of illness level based on the APR-DRG.

Figure 2. Examples of Standard Severity of Illness Modifications

Secondary Diagnosis	Standard Severity of Illness Level	APR-DRG	Modified Severity of Illness Level
Stridor	Moderate	Bronchitis and asthma	Minor
Chronic renal failure	Moderate	Diabetes	Major
Cardiomegaly	Moderate	Chronic heart failure	Minor
Uncomplicated diabetes	Minor	Vaginal delivery	Moderate

Phase II

All secondary diagnoses that are closely related to other secondary diagnoses are eliminated from further analysis, and the secondary diagnosis with the highest Severity of Illness Level is retained. This prevents double counting clinically similar diagnoses.

The Base Severity of Illness Subclass of the patient is set to the highest Standard Severity of Illness Level of any of the secondary diagnoses.

Patients with a Base Severity of Illness Subclass of major (3) or extreme (4), will be reduced to the next lower subclass unless the patient has multiple secondary diagnoses with a high Standard Severity of Illness Level. Figure 3 displays the requirements for keeping a severity of illness subclass of major or extreme.

Figure 3. Multiple Secondary Diagnoses Requirements

Base Severity of Illness Subclass	Multiple Secondary Diagnoses Requirements to Prevent Reduction of Severity of Illness Subclass
Major	Two or more secondary diagnoses that are major or one secondary diagnosis that is major and at least two secondary diagnoses that are moderate
Extreme	Two or more secondary diagnoses that are extreme or one secondary diagnosis that is extreme and at least two secondary diagnoses that are major

Phase III

A minimum Severity of Illness Subclass is established based on the patient's principal diagnosis. This accounts for patients assigned to codes that contain both the underlying disease and an associated manifestation of the disease (i.e. diabetes with hyperosmolar coma), but is only assigned to the APR-DRG that accounts for the underlying disease.

A minimum Severity of Illness Subclass is established based on combinations of principal diagnosis and age for specific APR-DRGs.

A minimum Severity of Illness Subclass is established for some APR-DRGs with certain APR-DRG and non-OR procedure combinations as well as principal diagnosis and non-OR procedure combinations.

A minimum Severity of Illness Subclass is established based on the presence of certain combinations of secondary diagnoses. Figure 4 shows the combination of secondary diagnoses necessary to increase the severity of illness subclass to a minimum severity of illness level. For example, a type 1 combination would be a major bacterial infection with pleural effusion. If a diagnosis from both of these categories is present plus at least one other secondary diagnosis that is at least a major severity of illness level, then the minimum patient severity of illness subclass will be extreme.

Figure 4. Minimum Severity of Illness Requirements

Combination Type	Combination of Categories	Additional Secondary Diagnoses Required	Minimum Severity of Illness
1	Specified combinations of two major categories	At least one additional major secondary diagnosis	Extreme
2	Specified combinations of two moderate categories	At least one additional moderate secondary diagnosis	Major
3	Specified combinations of a moderate and a minor category	At least one additional moderate secondary diagnosis	Major
4	Specified combinations of two minor categories	At least two additional minor secondary diagnoses	Moderate
5	Specified combinations of two moderate categories	None	Major

The final patient Severity of Illness Subclass is selected based on the maximum of the Phase II Base Patient Severity of Illness Subclass and the Phase III minimum Severity of Illness Subclass

Both medical and surgical patients are assigned a severity of illness level of 1-4 based on the assignment process outlined previously.

APR-DRG Risk of Mortality Subclass Assignment

Similar to the Severity of Illness Subclass assignment, the Risk of Mortality Subclass assignment is based on the level of the secondary diagnoses and the interaction among secondary diagnoses, age, APR-DRG, and principal diagnosis. In general, the patients Risk of Mortality Level and Subclass will be lower than the Severity of Illness Level and Subclass, respectively. Neonatal patients have their own hierarchical method for determining risk of mortality and will be discussed later. The four severity of illness subclasses are:

Subclass (PSC2)	Risk of Mortality
1	Minor (includes non CC)
2	Moderate
3	Major
4	Extreme

The risk of mortality subclass is used in conjunction with the patient's base APR-DRG for evaluating patient mortality. Like the severity of illness subclass, a patient's risk of mortality subclass should not be used with their DRG because several DRGs may form one APR-DRG. Therefore, since risk of mortality subclasses correspond to the APR-DRG number and not the DRG, it is important to use the APR-DRG number to accurately interpret data.

The process for assigning a patient a risk of mortality subclass is a three phase process and is summarized as follows:

Phase I

Secondary diagnoses that are closely related to the principal diagnosis are eliminated from further analysis.

Remaining secondary diagnoses are assigned one of four distinct Risk of Mortality Levels.

The Risk of Mortality Level is modified for some secondary diagnosis based on the patients age and APR-DRG.

Phase II

All secondary diagnoses that are closely related to other secondary diagnoses are eliminated from further analysis, and the secondary diagnosis with the highest Risk of Mortality Level is retained. This prevents double counting clinically-similar diagnoses.

The Base Risk of Mortality Subclass of the patient is set to the highest Risk of Mortality Level of any of the secondary diagnoses.

Patients with a Base Risk of Mortality Subclass of major (3) or extreme (4), will be reduced to the next lower subclass unless the patient has multiple secondary diagnoses with a high Risk of Mortality Level.

Phase III

A minimum Risk of Mortality Subclass is established based on the patients principal diagnosis. This accounts for specific APR-DRGs that have a principal diagnosis indicative of a higher risk of mortality relative to the other principal diagnoses in the APR-DRG.

A minimum Risk of Mortality Subclass is established based on the presence of certain combinations of secondary diagnoses.

The final patient Risk of Mortality Subclass is selected based on the maximum of the Phase II Base Risk of Mortality Subclass and the Phase III minimum Risk of Mortality Subclass.

Appendix F

Index of Hospital Quality (IHQ) Scores by Specialty

1999 Cancer Best Hospital List

Rank	Hospital	IHQ	Reputational score	Mortality rate	COTH Member	Technology score (of 7)	Discharges	R.N.'s to beds
1	Memorial Sloan-Kettering Cancer Center, New York	100.0	73.0	1.05	Yes	6.0	3544	1.85
2	University of Texas, M. D. Anderson Cancer Center, Houston	99.7	67.5	0.78	Yes	6.0	3683	1.87
3	Johns Hopkins Hospital, Baltimore	65.6	33.4	0.70	Yes	7.0	1278	1.33
4	Mayo Clinic, Rochester, Minn.	60.4	26.0	0.57	Yes	7.0	2589	1.10
(+3 SD)								
5	University of Washington Medical Center, Seattle	39.0	9.1	0.67	Yes	6.0	606	2.03
6	Duke University Medical Center, Durham, N.C.	38.6	10.7	0.82	Yes	7.0	2523	1.63
7	University of Chicago Hospitals	37.2	6.6	0.68	Yes	7.0	1116	1.26
(+2 SD)								
8	Fox Chase Cancer Center, Philadelphia	35.5	5.7	0.54	Yes	4.0	872	1.88
9	University of Michigan Medical Center, Ann Arbor	35.2	1.3	0.56	Yes	7.0	1221	1.46
10	Roswell Park Cancer Institute, Buffalo	34.9	8.4	0.81	Yes	5.5	1481	2.34
11	University of Pittsburgh Medical Center-Presbyterian	33.3	3.0	0.69	Yes	7.0	1730	1.34
12	University of Virginia Health Sciences Center, Charlottesville	32.9	0.0	0.54	Yes	6.0	1026	1.91
13	UCLA Medical Center, Los Angeles	32.2	8.9	0.80	Yes	6.0	825	0.91
14	Clarian Health Partners, Indianapolis	32.1	4.2	0.78	Yes	7.0	1139	1.48
15	Barnes-Jewish Hospital, St. Louis	31.2	3.3	0.77	Yes	6.5	1872	1.52
16	Vanderbilt University Hospital and Clinic, Nashville	31.2	1.4	0.71	Yes	7.0	779	1.88
17	University of Kentucky Hospital, Lexington	31.1	0.0	0.63	Yes	6.0	698	1.85
18	Massachusetts General Hospital, Boston	30.6	6.3	0.94	Yes	7.0	1547	1.35
19	Arthur G. James Cancer Hospital, Columbus, Ohio	30.0	0.4	0.50	Yes	5.0	1611	1.10
20	Allegheny University Hospitals, Pittsburgh	29.9	0.3	0.64	Yes	5.0	885	1.89
21	F.G. McGaw Hospital at Loyola University, Maywood, Ill.	29.9	0.5	0.63	Yes	6.0	683	1.39
22	Hospital of the University of Pennsylvania, Philadelphia	29.4	5.5	0.96	Yes	6.0	1431	1.98
23	Shands Hospital at the University of Florida, Gainesville	29.3	0.5	0.46	Yes	7.0	561	0.60
24	Cleveland Clinic	29.0	2.4	0.86	Yes	7.0	1686	1.69
25	Stanford University Hospital, Stanford, Calif.	28.5	9.5	0.83	No	5.3	869	1.10
26	Lutheran General Healthsystem, Park Ridge, Ill.	28.5	0.4	0.60	Yes	5.0	935	0.92
27	Emory University Hospital, Atlanta	28.5	0.0	0.61	Yes	5.5	762	0.98
28	Rush-Presbyterian-St. Luke's Medical Center, Chicago	28.5	0.0	0.67	Yes	7.0	820	1.01
29	University Hospitals and Clinics, Columbia, Mo.	28.4	0.0	0.66	Yes	6.0	791	1.26
30	Kettering Medical Center, Kettering, Ohio	28.3	0.0	0.57	Yes	6.0	512	0.94
31	Greater Baltimore Medical Center, Baltimore	28.3	0.0	0.54	Yes	4.0	903	1.47
32	University of Iowa Hospitals and Clinics, Iowa City	28.1	0.9	0.75	Yes	7.0	1138	1.12
33	Harper Hospital, Detroit	28.0	0.4	0.68	Yes	5.5	1348	1.10
34	H. Lee Moffitt Cancer Center, Tampa, Fla.	27.8	0.8	0.61	Yes	3.0	980	1.43
35	University of North Carolina Hospitals, Chapel Hill	27.7	0.0	0.69	Yes	6.0	751	1.49
36	Evanston Hospital, Evanston, Ill.	27.7	0.0	0.61	Yes	5.0	914	0.81
37	Baylor University Medical Center, Dallas	27.6	1.9	0.82	Yes	6.0	1392	1.53
38	University Hospital, Portland, Ore.	27.4	0.0	0.63	Yes	6.0	569	0.90
39	Brigham and Women's Hospital, Boston	27.3	2.9	0.80	Yes	6.0	939	1.30
40	University of Wisconsin Hospital and Clinics, Madison	27.2	1.2	0.77	Yes	7.0	759	1.19
41	Nebraska Health System, Omaha, Ne.	26.6	0.0	0.74	Yes	7.0	648	1.28
42	University Hospitals of Cleveland	26.4	0.0	0.81	Yes	7.0	1414	1.26
43	Yale-New Haven Hospital, New Haven, Conn.	26.3	1.0	0.77	Yes	6.5	1296	0.84
44	Meritcare Health System, Fargo, N.D.	26.2	0.4	0.64	Yes	6.0	627	0.41
45	New York Presbyterian Hospital	25.9	3.9	1.01	Yes	7.0	1923	1.13
46	Loma Linda University Medical Center, Loma Linda, Calif.	25.6	0.0	0.64	No	4.8	768	1.79
47	Thomas Jefferson University Hospital, Philadelphia	25.4	0.0	0.81	Yes	6.0	1310	1.47
48	University of California, Davis Medical Center, Sacramento	25.3	0.0	0.84	Yes	7.0	543	1.89
49	North Carolina Baptist Hospital, Winston-Salem	25.2	0.5	0.83	Yes	6.0	1364	1.34
50	Scott and White Memorial Hospital, Temple, Texas	25.1	0.0	0.60	Yes	3.5	716	0.92

1999 Cardiology and Heart Surgery Best Hospital List

Rank	Hospital	IHQ	Reputational score	Mortality rate	COTH Member	Technology	Surgical volume	R.N.'s to beds	Trauma Center
						score (of 9)			
1	Cleveland Clinic	100.0	59.6	0.67	Yes	9.0	5780	1.69	Yes
2	Mayo Clinic, Rochester, Minn.	89.5	52.1	0.74	Yes	9.0	4923	1.10	Yes
3	Massachusetts General Hospital, Boston	55.3	27.6	0.84	Yes	9.0	3283	1.35	No
4	Brigham and Women's Hospital, Boston	47.1	21.8	0.91	Yes	8.5	2599	1.30	Yes
5	Duke University Medical Center, Durham, N.C.	46.9	19.1	0.84	Yes	9.0	3771	1.63	Yes
6	Johns Hopkins Hospital, Baltimore	45.3	20.4	0.92	Yes	9.0	2161	1.33	Yes
7	Texas Heart Institute-St. Luke's Episcopal Hospital, Houston	44.3	23.8	1.03	Yes	8.0	3905	1.26	No
8	Emory University Hospital, Atlanta	39.0	15.4	0.85	Yes	9.0	3150	0.98	No
9	Stanford University Hospital, Stanford, Calif.	36.1	16.6	0.87	No	8.3	1818	1.10	No
10	Barnes-Jewish Hospital, St. Louis	31.8	6.3	0.82	Yes	9.0	2499	1.52	Yes
11	William Beaumont Hospital, Royal Oak, Mich.	28.1	3.6	0.79	Yes	9.0	5185	1.76	No
12	Cedars-Sinai Medical Center, Los Angeles	27.6	8.3	1.03	Yes	9.0	2506	1.02	Yes
13	New York Presbyterian Hospital	26.7	7.8	1.03	Yes	9.0	1954	1.13	Yes
14	University of Washington Medical Center, Seattle	26.5	12.5	1.22	Yes	8.0	865	2.03	No
15	Thomas Jefferson University Hospital, Philadelphia	24.7	0.4	0.74	Yes	8.0	1244	1.47	Yes
16	University of California, San Francisco Medical Center	24.6	6.9	0.88	No	9.0	714	1.42	No
17	Beth Israel Deaconess Medical Center, Boston	24.4	3.3	0.87	Yes	8.0	3087	1.08	Yes
18	New England Medical Center, Boston	24.2	0.7	0.79	Yes	8.0	1333	2.07	Yes
19	Rush-Presbyterian-St. Luke's Medical Center, Chicago	24.1	1.5	0.70	Yes	9.0	1023	1.01	No
20	North Carolina Baptist Hospital, Winston-Salem	23.8	0.6	0.83	Yes	9.0	2559	1.34	Yes
21	Lahey Hitchcock Clinic, Burlington, Mass.	23.8	0.5	0.77	Yes	8.0	1898	1.11	Yes
22	Henry Ford Hospital, Detroit	23.5	0.7	0.80	Yes	8.0	1080	2.14	Yes
23	St. Louis University Hospital	22.9	1.0	0.85	Yes	9.0	930	1.50	Yes
24	Georgetown University Hospital, Washington, D.C.	22.9	0.6	0.72	Yes	8.0	574	0.86	Yes
25	University of Virginia Health Sciences Center, Charlottesville	22.8	0.0	0.82	Yes	8.0	1946	1.91	Yes
26	University of Chicago Hospitals	22.7	1.7	0.86	Yes	9.0	956	1.26	Yes
27	University of Pittsburgh Medical Center-Presbyterian	22.3	1.4	0.92	Yes	9.0	2881	1.34	Yes
28	University of Michigan Medical Center, Ann Arbor	22.2	2.3	0.89	Yes	9.0	1743	1.46	No
29	Lutheran General Healthsystem, Park Ridge, Ill.	22.0	0.0	0.62	Yes	7.0	1274	0.92	Yes
30	Vanderbilt University Hospital and Clinic, Nashville	21.8	1.1	0.85	Yes	9.0	1039	1.88	No
31	St. Luke's Hospital, Bethlehem, Pa.	21.7	0.0	0.74	Yes	8.0	2115	0.74	No
32	Ochsner Foundation Hospital, New Orleans	21.7	1.6	0.70	No	7.5	1350	1.59	No
33	Sinai Samaritan Medical Center, Milwaukee	21.7	0.0	0.66	Yes	7.5	909	0.73	Yes
34	St. Thomas Hospital, Nashville	21.7	0.6	0.78	No	7.0	5319	2.30	Yes
35	University Medical Center, Tucson, Ariz.	21.6	2.3	0.69	No	8.0	579	1.28	No
36	University of Alabama Hospital at Birmingham	21.6	5.5	1.08	Yes	7.0	3655	1.29	Yes
37	Good Samaritan Hospital, Cincinnati, Ohio	21.5	0.0	0.80	Yes	8.0	1282	1.02	Yes
38	Hospital of St. Raphael, New Haven, Conn.	21.5	0.0	0.81	Yes	7.5	3073	0.96	Yes
39	University of Wisconsin Hospital and Clinics, Madison	21.3	0.0	0.84	Yes	9.0	979	1.19	Yes
40	Summa Health System, Akron, Ohio	21.2	0.0	0.79	Yes	7.0	1521	1.15	Yes
41	Green Hospital of Scripps Clinic, La Jolla, Calif.	21.1	0.0	0.71	Yes	8.0	1037	0.93	No
42	St. Vincent Hospital and Health Center, Indianapolis	21.1	1.1	0.84	No	8.0	5121	1.51	Yes
43	Sentara Norfolk General Hospital, Norfolk, Va.	21.1	0.0	0.89	Yes	9.0	3504	1.23	Yes
44	Clarian Health Partners, Indianapolis	21.0	2.3	1.04	Yes	9.0	2629	1.48	Yes
45	Mary Hitchcock Memorial Hospital, Lebanon, N.H.	20.9	0.4	0.87	Yes	8.0	1526	1.51	Yes
46	Carilion Medical Center, Roanoke, Va.	20.9	0.0	0.79	No	8.0	2419	1.34	Yes
47	Boston Medical Center	20.9	0.2	0.85	Yes	8.0	1477	1.29	Yes
48	Fairfax Hospital, Falls Church, Va.	20.5	0.0	0.90	Yes	8.0	2398	1.48	Yes
49	Rush North Shore Medical Center, Skokie, Ill.	20.5	0.0	0.65	No	7.0	645	1.68	Yes
50	Regional Medical Center, Hudson, Fla.	20.4	0.0	0.72	No	8.0	3588	1.16	No

1999 Hormonal Disorders Best Hospital List

Rank	Hospital	IHQ	Reputational score	Mortality rate	COTH Member	Technology score (of 7)	Discharges	R.N.'s to beds	Trauma Center
1	Mayo Clinic, Rochester, Minn.	100.0	62.5	0.46	Yes	7.0	850	1.10	Yes
2	Massachusetts General Hospital, Boston	76.8	51.9	1.05	Yes	7.0	838	1.35	No
3	Johns Hopkins Hospital, Baltimore	43.7	19.3	0.60	Yes	7.0	548	1.33	Yes
4	Barnes-Jewish Hospital, St. Louis	42.3	16.6	0.86	Yes	7.0	1478	1.52	Yes
5	University of Virginia Health Sciences Center, Charlottesville	36.1	10.5	0.49	Yes	6.0	598	1.91	Yes
6	Brigham and Women's Hospital, Boston	35.8	14.3	0.63	Yes	6.5	420	1.30	Yes
7	University of Chicago Hospitals	32.8	10.0	0.59	Yes	7.0	599	1.26	Yes
8	University of Michigan Medical Center, Ann Arbor	31.1	7.6	0.47	Yes	7.0	495	1.46	No
9	Cleveland Clinic	30.7	5.4	0.52	Yes	7.0	727	1.69	Yes
10	UCLA Medical Center, Los Angeles	28.8	8.1	0.51	Yes	5.0	441	0.91	Yes
11	University of Pittsburgh Medical Center-Presbyterian	27.6	1.9	0.49	Yes	7.0	852	1.34	Yes
12	Beth Israel Deaconess Medical Center, Boston	27.1	6.8	0.65	Yes	6.0	724	1.08	Yes
13	Vanderbilt University Hospital and Clinic, Nashville	26.7	4.4	0.50	Yes	7.0	460	1.88	No
14	St. Louis University Hospital	25.0	1.5	0.49	Yes	7.0	407	1.50	Yes
15	Duke University Medical Center, Durham, N.C.	25.0	6.9	0.96	Yes	7.0	564	1.63	Yes
16	Ohio State University Medical Center, Columbus	24.8	2.7	0.27	Yes	5.5	469	1.12	Yes
17	Northwestern Memorial Hospital, Chicago	24.3	2.9	0.57	Yes	6.0	638	1.34	Yes
18	New York Presbyterian Hospital	24.3	6.2	1.02	Yes	7.0	910	1.13	Yes
19	Howard University Hospital, Washington	22.5	0.0	0.49	Yes	7.0	443	1.24	Yes
20	Long Beach Memorial Medical Center, Long Beach, Calif.	22.5	0.0	0.53	Yes	7.0	433	1.58	Yes
21	University of North Carolina Hospitals, Chapel Hill	22.4	0.0	0.50	Yes	6.0	490	1.49	Yes
22	Rush-Presbyterian-St. Luke's Medical Center, Chicago	21.6	0.4	0.43	Yes	7.0	549	1.01	No
23	University of Wisconsin Hospital and Clinics, Madison	20.9	0.5	0.56	Yes	7.0	380	1.19	Yes
24	Henry Ford Hospital, Detroit	20.9	1.1	0.86	Yes	6.0	1085	2.14	Yes
25	Lutheran General Healthsystem, Park Ridge, Ill.	20.7	0.0	0.30	Yes	5.0	487	0.92	Yes
26	Hospital of the University of Pennsylvania, Philadelphia	20.5	1.7	0.80	Yes	7.0	564	1.98	Yes
27	St. Thomas Hospital, Nashville	20.2	0.0	0.52	No	6.0	590	2.30	Yes
28	Methodist Medical Center, Dallas	20.0	0.0	0.53	Yes	6.0	548	0.83	Yes
29	Johns Hopkins Bayview Medical Center, Baltimore	19.8	0.0	0.49	Yes	5.5	421	0.77	Yes
30	Good Samaritan Regional Medical Center, Phoenix	19.7	0.0	0.59	Yes	7.0	424	1.12	Yes
31	Memorial Medical Center, New Orleans	19.3	0.0	0.43	Yes	6.0	602	0.62	No
32	William Beaumont Hospital, Royal Oak, Mich.	19.3	0.0	0.72	Yes	7.0	941	1.76	No
33	Florida Hospital Medical Center, Orlando, Fla.	19.1	0.0	0.57	No	6.0	1057	1.58	No
34	Deaconess Hospital, Evansville, In.	18.9	0.0	0.40	No	6.0	541	0.74	Yes
35	Baylor University Medical Center, Dallas	18.6	0.0	0.75	Yes	6.0	715	1.53	Yes
36	Clarian Health Partners, Indianapolis	18.6	0.8	0.97	Yes	7.0	825	1.48	Yes
37	University of Iowa Hospitals and Clinics, Iowa City	18.5	0.9	0.72	Yes	7.0	465	1.12	Yes
38	Western Pennsylvania Hospital, Pittsburgh	18.2	0.0	0.57	Yes	7.0	543	1.05	No
39	Crawford Long Hospital at Emory University, Atlanta	18.1	0.0	0.58	Yes	6.5	645	1.05	No
40	Lakeland Regional Medical Center, Lakeland, Fla.	17.9	0.0	0.30	No	4.0	798	0.62	Yes
41	Washington Hospital Center, Washington, D.C.	17.9	2.1	1.16	Yes	6.0	1014	1.11	Yes
42	St. Anthony Medical Center, St. Louis, Mo.	17.8	0.0	0.25	No	5.5	488	0.63	Yes
43	Meridia South Pointe Hospital, Warrensville Heights, Ohio	17.8	0.0	0.15	No	6.5	400	1.22	No
44	Hospital of St. Raphael, New Haven, Conn.	17.7	0.0	0.63	Yes	5.5	578	0.96	Yes
45	Sinai Hospital of Baltimore	17.6	0.0	0.69	Yes	6.5	482	1.17	Yes
46	Hartford Hospital, Hartford, Conn.	17.5	0.0	0.65	Yes	6.0	610	0.80	Yes
47	Winter Haven Hospital, Winter Haven, Fla.	17.5	0.0	0.47	No	5.0	501	1.52	No
48	University Hospitals of Cleveland	17.3	0.4	0.96	Yes	7.0	764	1.26	Yes
49	F.G. McGaw Hospital at Loyola University, Maywood, Ill.	17.3	0.5	0.74	Yes	6.0	444	1.39	Yes
50	Hennepin County Medical Center, Minneapolis	17.3	0.0	0.45	Yes	5.0	462	0.55	No

1999 Digestive Tract Best Hospital List

Rank	Hospital	IHQ	Reputational score	Mortality rate	COTH Member	Technology	Discharges	R.N.'s to beds	Trauma Center
						score (of 8)			
1	Mayo Clinic, Rochester, Minn.	100.0	58.9	0.53	Yes	8.0	4843	1.10	Yes
2	Cleveland Clinic	57.8	29.5	0.69	Yes	8.0	3065	1.69	Yes
3	Johns Hopkins Hospital, Baltimore	54.5	28.1	0.80	Yes	8.0	2124	1.33	Yes
4	Massachusetts General Hospital, Boston	51.2	27.4	0.93	Yes	8.0	2936	1.35	No
5	Mount Sinai Medical Center, New York	41.3	20.5	0.95	Yes	7.0	3233	1.68	No
6	UCLA Medical Center, Los Angeles	36.3	17.7	0.88	Yes	6.0	1648	0.91	Yes
7	University of Chicago Hospitals	32.1	13.2	0.79	Yes	8.0	1394	1.26	Yes
8	University of California, San Francisco Medical Center	29.9	14.1	0.69	No	8.0	1142	1.42	No
9	Duke University Medical Center, Durham, N.C.	28.4	9.8	0.96	Yes	8.0	2349	1.63	Yes
10	Brigham and Women's Hospital, Boston	26.9	8.7	0.68	Yes	7.5	1886	1.30	Yes
11	University of Pittsburgh Medical Center-Presbyterian	24.6	7.1	0.82	Yes	8.0	2679	1.34	Yes
12	Clarian Health Partners, Indianapolis	22.7	5.8	0.88	Yes	8.0	2756	1.48	Yes
13	University of Michigan Medical Center, Ann Arbor	22.1	6.7	0.82	Yes	8.0	1886	1.46	No
14	Yale-New Haven Hospital, New Haven, Conn.	21.5	6.6	1.08	Yes	7.5	2102	0.84	Yes
15	Hospital of the University of Pennsylvania, Philadelphia	20.8	3.9	0.71	Yes	8.0	1575	1.98	Yes
16	New York Presbyterian Hospital	20.7	5.5	1.10	Yes	8.0	2013	1.13	Yes
17	Baylor University Medical Center, Dallas	19.8	3.2	0.65	Yes	7.0	3198	1.53	Yes
18	Barnes-Jewish Hospital, St. Louis	18.2	2.0	0.68	Yes	7.5	3747	1.52	Yes
19	Beth Israel Deaconess Medical Center, Boston	17.7	2.6	0.69	Yes	7.0	2665	1.08	Yes
20	Northwestern Memorial Hospital, Chicago	17.4	2.1	0.63	Yes	7.0	1667	1.34	Yes
21	University of Miami, Jackson Memorial Hospital	17.0	4.2	1.09	Yes	6.5	1084	1.43	Yes
22	University of Virginia Health Sciences Center, Charlottesville	16.9	1.4	0.69	Yes	7.0	1816	1.91	Yes
23	Thomas Jefferson University Hospital, Philadelphia	16.3	0.8	0.65	Yes	7.0	2124	1.47	Yes
24	University of North Carolina Hospitals, Chapel Hill	16.0	2.3	0.99	Yes	7.0	1762	1.49	Yes
25	Henry Ford Hospital, Detroit	15.8	0.9	0.85	Yes	7.0	2316	2.14	Yes
26	Cedars-Sinai Medical Center, Los Angeles	15.8	1.7	0.91	Yes	8.0	3160	1.02	Yes
27	Memorial Sloan-Kettering Cancer Center, New York	15.6	1.7	0.64	Yes	7.0	1515	1.85	No
28	Emory University Hospital, Atlanta	15.4	3.4	0.79	Yes	7.0	1542	0.98	No
29	Temple University Hospital, Philadelphia	15.3	1.3	0.60	Yes	6.5	937	1.55	Yes
30	University of California, Davis Medical Center, Sacramento	15.3	0.4	0.50	Yes	8.0	1060	1.89	No
31	University of Iowa Hospitals and Clinics, Iowa City	15.1	1.2	0.73	Yes	8.0	1322	1.12	Yes
32	Medical University of South Carolina, Charleston	15.1	3.1	1.76	Yes	7.0	1114	1.71	Yes
33	Montefiore Medical Center, Bronx, N.Y.	15.1	2.5	1.19	Yes	7.5	2796	1.60	No
34	Shands Hospital at the University of Florida, Gainesville	15.0	3.5	0.79	Yes	8.0	1198	0.60	No
35	William Beaumont Hospital, Royal Oak, Mich.	14.6	0.0	0.66	Yes	8.0	3643	1.76	No
36	Allegheny University Hospitals, Pittsburgh	14.4	0.0	0.67	Yes	6.0	1829	1.89	Yes
37	Froedtert Memorial Lutheran Hospital, Milwaukee	14.4	0.6	0.61	Yes	6.5	1272	1.35	Yes
38	Medical College of Virginia Hospitals, Richmond	14.4	1.9	1.12	Yes	6.5	1251	1.73	Yes
39	Lutheran General Healthsystem, Park Ridge, Ill.	14.3	0.5	0.56	Yes	5.5	1975	0.92	Yes
40	Fairfax Hospital, Falls Church, Va.	14.2	0.4	0.68	Yes	6.0	1765	1.48	Yes
41	University of Wisconsin Hospital and Clinics, Madison	14.2	0.4	0.74	Yes	8.0	1442	1.19	Yes
42	St. Louis University Hospital	14.1	0.9	0.82	Yes	7.5	1013	1.50	Yes
43	Mary Hitchcock Memorial Hospital, Lebanon, N.H.	14.1	0.3	0.65	Yes	7.0	1037	1.51	Yes
44	Virginia Mason Medical Center, Seattle, Wash.	14.0	5.0	0.80	No	6.0	1643	0.68	No
45	University Hospitals of Cleveland	13.9	0.0	0.81	Yes	8.0	1798	1.26	Yes
46	North Carolina Baptist Hospital, Winston-Salem	13.8	0.0	0.85	Yes	8.0	1777	1.34	Yes
47	Long Beach Memorial Medical Center, Long Beach, Calif.	13.7	0.0	0.83	Yes	8.0	1273	1.58	Yes
48	Vanderbilt University Hospital and Clinic, Nashville	13.6	1.1	0.80	Yes	7.5	1198	1.88	No
49	Ohio State University Medical Center, Columbus	13.0	0.8	0.79	Yes	6.0	1569	1.12	Yes
50	Lahey Hitchcock Clinic, Burlington, Mass.	13.0	0.6	0.99	Yes	7.0	1758	1.11	Yes

1999 Geriatrics Best Hospital List

Rank	Hospital	IHQ	Reputational score	Hospitalwide mortality rate	COTH Member	Technology score (of 8)	R.N.'s to beds	Discharge planning (of 3)	Service mix (of 10)	Geriatric services (of 7)
1	UCLA Medical Center, Los Angeles	100.0	34.6	0.86	Yes	6.0	0.91	3	5	4
2	Mount Sinai Medical Center, New York	79.9	25.8	1.11	Yes	7.0	1.68	3	9	3
3	Johns Hopkins Hospital, Baltimore	70.9	21.5	0.80	Yes	8.0	1.33	3	7	4
4	Duke University Medical Center, Durham, N.C.	63.1	18.7	0.97	Yes	8.0	1.63	3	8	3
5	Massachusetts General Hospital, Boston	61.6	17.8	1.01	Yes	8.0	1.35	3	7	5
6	Mayo Clinic, Rochester, Minn.	43.7	9.2	0.69	Yes	8.0	1.10	3	10	6
7	University of Michigan Medical Center, Ann Arbor	39.8	8.7	0.88	Yes	8.0	1.46	3	9	4
8	Beth Israel Deaconess Medical Center, Boston	33.4	6.6	0.81	Yes	7.0	1.08	3	9	4
9	Cleveland Clinic	32.7	5.4	0.76	Yes	8.0	1.69	3	10	4
10	St. Louis University Hospital	32.3	7.4	0.73	Yes	8.0	1.50	1	4	4
11	Yale-New Haven Hospital, New Haven, Conn.	30.6	6.5	0.96	Yes	7.5	0.84	3	7	3
12	University of Chicago Hospitals	28.3	4.6	0.82	Yes	8.0	1.26	3	8	3
13	University of Pittsburgh Medical Center-Presbyterian	27.8	3.0	0.92	Yes	8.0	1.34	3	10	7
14	Barnes-Jewish Hospital, St. Louis	27.4	4.0	0.82	Yes	8.0	1.52	3	9	3
15	Brigham and Women's Hospital, Boston	27.0	4.2	0.84	Yes	7.5	1.30	3	7	4
16	University of California, San Francisco Medical Center	25.6	3.7	0.78	No	8.0	1.42	3	8	5
17	Hospital of the University of Pennsylvania, Philadelphia	25.2	3.7	1.02	Yes	8.0	1.98	3	8	3
18	University Hospitals of Cleveland	23.6	2.6	0.91	Yes	8.0	1.26	3	8	4
19	Rush-Presbyterian-St. Luke's Medical Center, Chicago	23.1	1.5	0.72	Yes	8.0	1.01	3	10	5
20	Methodist Hospital, Houston	21.7	2.2	1.20	Yes	8.0	1.28	3	10	3
21	University of Iowa Hospitals and Clinics, Iowa City	20.7	1.3	0.89	Yes	8.0	1.12	3	9	4
22	Long Island Jewish Medical Center, New Hyde Park, N.Y.	20.4	1.6	1.19	Yes	7.0	0.74	3	9	6
23	University of North Carolina Hospitals, Chapel Hill	20.2	1.8	0.89	Yes	7.0	1.49	3	8	3
24	New York Presbyterian Hospital	20.0	1.4	1.10	Yes	8.0	1.13	3	9	4
25	University of Wisconsin Hospital and Clinics, Madison	19.8	1.3	0.80	Yes	8.0	1.19	3	8	3
26	F.G. McGaw Hospital at Loyola University, Maywood, Ill.	19.0	1.2	0.93	Yes	7.0	1.39	3	9	3
27	Northwestern Memorial Hospital, Chicago	18.9	1.0	0.86	Yes	6.0	1.34	3	10	4
28	Cedars-Sinai Medical Center, Los Angeles	18.7	0.9	1.06	Yes	8.0	1.02	3	9	4
29	Clarian Health Partners, Indianapolis	18.3	0.0	0.92	Yes	8.0	1.48	3	10	4
30	New England Medical Center, Boston	18.2	0.7	0.80	Yes	7.0	2.07	3	7	4
31	Baylor University Medical Center, Dallas	18.1	1.2	0.85	Yes	7.0	1.53	3	8	2
32	North Carolina Baptist Hospital, Winston-Salem	18.0	0.7	0.94	Yes	8.0	1.34	3	8	3
33	Thomas Jefferson University Hospital, Philadelphia	18.0	0.4	0.80	Yes	7.0	1.47	3	8	4
34	Boston Medical Center	18.0	0.8	0.92	Yes	7.0	1.29	3	8	4
35	William Beaumont Hospital, Royal Oak, Mich.	17.9	0.6	0.83	Yes	8.0	1.76	3	7	3
36	Stanford University Hospital, Stanford, Calif.	17.8	1.8	0.82	No	7.3	1.10	3	8	3
37	University of Miami, Jackson Memorial Hospital	17.7	0.5	1.03	Yes	6.5	1.43	3	9	5
38	Allegheny University Hospitals, Pittsburgh	17.3	0.6	0.94	Yes	7.0	1.89	3	9	3
39	Emory University Hospital, Atlanta	17.1	2.0	0.80	Yes	7.5	0.98	2	6	1
40	St. Joseph's Hospital and Medical Center, Paterson, N.J.	17.1	0.7	1.28	Yes	6.5	1.04	3	9	5
41	Sinai Hospital of Baltimore	17.0	0.0	0.99	Yes	7.5	1.17	3	10	4
42	University Hospital, Portland, Ore.	17.0	1.1	0.87	Yes	7.0	0.90	3	7	3
43	St. John's Mercy Medical Center, St. Louis	16.9	0.0	0.90	Yes	7.0	0.64	3	10	5
44	St. Joseph's Hospital and Medical Center, Phoenix	16.9	0.0	0.96	Yes	8.0	1.38	3	8	4
45	University of Texas Medical Branch Hospitals, Galveston	16.9	0.0	1.02	Yes	7.0	1.28	3	9	5
46	University of California, Davis Medical Center, Sacramento	16.9	0.0	0.79	Yes	8.0	1.89	3	6	4
47	Hamot Medical Center, Erie, Pa.	16.8	0.0	0.81	No	8.0	1.11	3	10	5
48	Evanston Hospital, Evanston, Ill.	16.8	0.4	0.85	Yes	7.0	0.81	3	10	3
49	Harlem Hospital Center, New York	16.7	0.0	1.19	Yes	7.5	1.21	3	9	5
50	University of Virginia Health Sciences Center, Charlottesville	16.7	0.5	0.81	Yes	7.0	1.91	2	8	4

1999 Gynecology Best Hospital List

Rank	Hospital	IHQ	Reputational score	Hospitalwide	COTH Member	Technology	Discharges	R.N.'s to beds	Trauma Center	Gynecology
				mortality rate		score (of 8)				services (of 4)
1	Johns Hopkins Hospital, Baltimore	100.0	23.0	0.80	Yes	8.0	147	1.33	Yes	4
2	University of Texas, M. D. Anderson Cancer Center, Houston	81.7	19.6	0.84	Yes	7.0	194	1.87	No	0
3	Mayo Clinic, Rochester, Minn.	79.1	17.0	0.69	Yes	8.0	907	1.10	Yes	3
4	Brigham and Women's Hospital, Boston	66.4	13.9	0.84	Yes	7.5	296	1.30	Yes	3
5	New York Presbyterian Hospital	63.1	13.1	1.10	Yes	8.0	221	1.13	Yes	4
6	Massachusetts General Hospital, Boston	62.4	13.1	1.01	Yes	8.0	344	1.35	No	4
7	Duke University Medical Center, Durham, N.C.	61.9	12.2	0.97	Yes	8.0	320	1.63	Yes	4
8	Memorial Sloan-Kettering Cancer Center, New York	57.7	13.3	0.87	Yes	7.0	103	1.85	No	0
9	UCLA Medical Center, Los Angeles	44.2	8.6	0.86	Yes	6.0	201	0.91	Yes	3
10	Hospital of the University of Pennsylvania, Philadelphia	40.8	6.8	1.02	Yes	8.0	129	1.98	Yes	4
11	Cleveland Clinic	33.7	4.4	0.76	Yes	7.5	486	1.69	Yes	3
12	University of North Carolina Hospitals, Chapel Hill	31.1	4.0	0.89	Yes	7.0	211	1.49	Yes	4
13	Stanford University Hospital, Stanford, Calif.	28.5	5.1	0.82	No	6.3	208	1.10	No	4
14	University of Chicago Hospitals	28.4	3.2	0.82	Yes	8.0	149	1.26	Yes	4
15	Yale-New Haven Hospital, New Haven, Conn.	28.1	3.4	0.96	Yes	7.5	303	0.84	Yes	4
16	Barnes-Jewish Hospital, St. Louis	27.7	2.7	0.82	Yes	7.5	461	1.52	Yes	4
17	University of Michigan Medical Center, Ann Arbor	27.3	3.1	0.88	Yes	8.0	266	1.46	No	4
18	Northwestern Memorial Hospital, Chicago	26.7	3.0	0.86	Yes	7.0	172	1.34	Yes	4
19	Cedars-Sinai Medical Center, Los Angeles	26.3	2.8	1.06	Yes	8.0	316	1.02	Yes	4
20	Clarian Health Partners, Indianapolis	25.4	2.4	0.92	Yes	8.0	285	1.48	Yes	3
21	Rush-Presbyterian-St. Luke's Medical Center, Chicago	24.1	2.3	0.72	Yes	8.0	212	1.01	No	4
22	University of Alabama Hospital at Birmingham	23.4	2.8	1.08	Yes	6.0	261	1.29	Yes	3
23	Vanderbilt University Hospital and Clinic, Nashville	22.9	2.2	0.86	Yes	8.0	182	1.88	No	3
24	Mount Sinai Medical Center, New York	22.6	2.9	1.11	Yes	7.0	224	1.68	No	2
25	Baylor University Medical Center, Dallas	22.2	1.5	0.85	Yes	6.5	441	1.53	Yes	4
26	Methodist Hospital, Houston	21.8	2.4	1.20	Yes	7.0	323	1.28	No	4
27	Long Beach Memorial Medical Center, Long Beach, Calif.	21.4	1.0	0.93	Yes	8.0	226	1.58	Yes	4
28	University of Miami, Jackson Memorial Hospital	20.7	1.7	1.03	Yes	6.5	246	1.43	Yes	3
29	Magee-Womens Hospital, Pittsburgh	20.2	2.6	0.58	Yes	2.5	415	0.96	No	4
30	University of Virginia Health Sciences Center, Charlottesville	20.2	0.7	0.81	Yes	7.0	217	1.91	Yes	4
31	Emory University Hospital, Atlanta	19.9	3.3	0.80	Yes	6.0	141	0.98	No	0
32	Thomas Jefferson University Hospital, Philadelphia	19.3	1.0	0.80	Yes	7.0	196	1.47	Yes	3
33	Mary Hitchcock Memorial Hospital, Lebanon, N.H.	19.3	0.8	0.83	Yes	7.0	167	1.51	Yes	4
34	New York University Medical Center	19.2	2.3	1.04	No	7.5	296	1.17	No	4
35	University of Washington Medical Center, Seattle	18.5	1.2	0.90	Yes	8.0	152	2.03	No	3
36	University Hospital, Portland, Ore.	18.4	1.2	0.87	Yes	7.0	99	0.90	Yes	4
37	New England Medical Center, Boston	18.0	0.4	0.80	Yes	7.0	135	2.07	Yes	4
38	Shands Hospital at the University of Florida, Gainesville	17.6	1.3	0.78	Yes	8.0	180	0.60	No	3
39	Beth Israel Deaconess Medical Center, Boston	17.6	0.8	0.81	Yes	7.0	189	1.08	Yes	3
40	Georgetown University Hospital, Washington, D.C.	17.4	0.7	0.74	Yes	7.0	120	0.86	Yes	4
41	North Carolina Baptist Hospital, Winston-Salem	17.3	0.7	0.94	Yes	8.0	175	1.34	Yes	2
42	Ohio State University Medical Center, Columbus	17.1	0.7	0.77	Yes	6.5	93	1.12	Yes	4
43	University of Utah Hospitals and Clinics, Salt Lake City	17.1	0.9	0.94	Yes	6.0	110	1.55	Yes	4
44	University Hospitals of Cleveland	16.9	0.0	0.91	Yes	8.0	212	1.26	Yes	4
45	Sinai Hospital, Detroit	16.9	0.9	0.94	Yes	7.5	140	0.53	Yes	4
46	William Beaumont Hospital, Royal Oak, Mich.	16.8	0.0	0.83	Yes	8.0	411	1.76	No	4
47	University of Kentucky Hospital, Lexington	16.8	0.0	0.92	Yes	7.0	215	1.85	Yes	4
48	University of Iowa Hospitals and Clinics, Iowa City	16.4	0.0	0.89	Yes	8.0	187	1.12	Yes	4
49	Strong Memorial Hospital-Rochester University, N.Y.	16.4	0.7	1.55	Yes	8.0	156	1.56	Yes	3
50	St. John's Mercy Medical Center, St. Louis	16.4	0.7	0.90	Yes	7.0	238	0.64	Yes	3

1999 Neurology and Neurosurgery Best Hospital List

Rank	Hospital	IHQ	Technology				Discharges	R.N.'s to beds	Trauma Center
			Reputational score	Mortality rate	COTH Member	score (of 7)			
1	Mayo Clinic, Rochester, Minn.	100.0	52.3	0.83	Yes	7.0	3260	1.10	Yes
2	Massachusetts General Hospital, Boston	90.4	48.0	0.97	Yes	7.0	2625	1.35	No
3	New York Presbyterian Hospital	71.2	34.9	0.93	Yes	7.0	2393	1.13	Yes
4	Johns Hopkins Hospital, Baltimore	70.0	34.1	0.69	Yes	7.0	1817	1.33	Yes
5	University of California, San Francisco Medical Center	52.0	26.8	0.77	No	7.0	884	1.42	No
6	Cleveland Clinic	36.9	11.3	0.69	Yes	7.0	2339	1.69	Yes
7	Barnes-Jewish Hospital, St. Louis	31.7	7.7	0.85	Yes	7.0	2879	1.52	Yes
8	St. Joseph's Hospital and Medical Center, Phoenix	30.6	8.4	1.03	Yes	7.0	2203	1.38	Yes
9	UCLA Medical Center, Los Angeles	30.2	10.9	0.69	Yes	5.0	1255	0.91	Yes
10	Hospital of the University of Pennsylvania, Philadelphia	30.2	8.8	1.08	Yes	7.0	1510	1.98	Yes
11	Duke University Medical Center, Durham, N.C.	28.6	7.2	1.06	Yes	7.0	1908	1.63	Yes
12	University of Iowa Hospitals and Clinics, Iowa City	26.8	7.3	0.89	Yes	7.0	1390	1.12	Yes
13	Brigham and Women's Hospital, Boston	24.5	5.6	0.77	Yes	6.5	1369	1.30	Yes
14	University of Michigan Medical Center, Ann Arbor	23.7	6.5	1.16	Yes	7.0	1284	1.46	No
15	Methodist Hospital, Houston	23.0	4.5	0.96	Yes	7.0	2456	1.28	No
16	Emory University Hospital, Atlanta	22.3	6.0	0.89	Yes	6.5	1610	0.98	No
17	University of Virginia Health Sciences Center, Charlottesville	22.1	3.2	0.88	Yes	6.0	1983	1.91	Yes
18	Clarian Health Partners, Indianapolis	20.5	0.8	0.93	Yes	7.0	2691	1.48	Yes
19	North Carolina Baptist Hospital, Winston-Salem	20.4	2.3	1.05	Yes	7.0	1921	1.34	Yes
20	Mount Sinai Medical Center, New York	20.2	3.7	0.85	Yes	6.0	1644	1.88	No
21	Henry Ford Hospital, Detroit	20.1	1.4	0.80	Yes	6.0	2176	2.14	Yes
22	University of Chicago Hospitals	20.1	3.3	0.75	Yes	7.0	787	1.26	Yes
23	University of Pittsburgh Medical Center-Presbyterian	19.8	0.8	1.08	Yes	7.0	2728	1.34	Yes
24	St. Louis University Hospital	19.0	2.2	0.86	Yes	7.0	971	1.50	Yes
25	William Beaumont Hospital, Royal Oak, Mich.	19.0	0.0	0.73	Yes	7.0	3095	1.76	No
26	Strong Memorial Hospital-Rochester University, N.Y.	18.5	1.8	1.30	Yes	7.0	1307	1.56	Yes
27	Thomas Jefferson University Hospital, Philadelphia	18.2	0.9	0.75	Yes	6.0	1793	1.47	Yes
28	University Hospitals of Cleveland	18.1	1.1	1.01	Yes	7.0	1753	1.26	Yes
29	Yale-New Haven Hospital, New Haven, Conn.	18.0	2.0	0.93	Yes	6.5	1706	0.84	Yes
30	Baylor University Medical Center, Dallas	17.9	0.4	0.87	Yes	6.0	2097	1.53	Yes
31	Cedars-Sinai Medical Center, Los Angeles	17.9	1.1	0.93	Yes	7.0	1900	1.02	Yes
32	Rush-Presbyterian-St. Luke's Medical Center, Chicago	17.9	1.9	0.51	Yes	7.0	1445	1.01	No
33	Medical College of Virginia Hospitals, Richmond	17.8	1.9	1.26	Yes	6.0	1207	1.73	Yes
34	Northwestern Memorial Hospital, Chicago	17.6	1.5	0.75	Yes	6.0	1216	1.34	Yes
35	Charleston Area Medical Center, Charleston, W.Va.	17.2	0.0	1.12	Yes	6.0	2579	1.30	Yes
36	Georgetown University Hospital, Washington, D.C.	16.8	2.2	0.66	Yes	6.0	763	0.86	Yes
37	University of Alabama Hospital at Birmingham	16.4	0.6	1.14	Yes	5.0	2235	1.29	Yes
38	Beth Israel Medical Center, New York	16.3	1.0	1.00	Yes	7.0	2210	1.01	No
39	Summa Health System, Akron, Ohio	16.2	0.0	0.75	Yes	5.0	2312	1.15	Yes
40	Christiana Hospital, Newark, De.	16.2	0.0	0.82	Yes	4.0	2248	2.14	Yes
41	Allegheny University Hospitals, Pittsburgh	16.2	0.0	0.99	Yes	5.0	2031	1.89	Yes
42	Pitt County Memorial Hospital, Greenville, N.C.	16.1	0.4	1.35	Yes	5.5	1785	1.63	Yes
43	New York University Medical Center	16.1	2.1	0.58	No	6.5	1926	1.17	No
44	Beth Israel Deaconess Medical Center, Boston	16.0	0.5	0.88	Yes	6.0	1665	1.08	Yes
45	University of North Carolina Hospitals, Chapel Hill	16.0	0.7	0.97	Yes	6.0	1174	1.49	Yes
46	Long Beach Memorial Medical Center, Long Beach, Calif.	16.0	0.0	0.80	Yes	7.0	946	1.58	Yes
47	Fairfax Hospital, Falls Church, Va.	15.9	0.0	0.93	Yes	6.0	1596	1.48	Yes
48	Mary Hitchcock Memorial Hospital, Lebanon, N.H.	15.9	0.0	0.71	Yes	6.0	1259	1.51	Yes
49	Jewish Hospital, Louisville, Ky.	15.8	0.0	0.98	Yes	5.5	1645	1.85	Yes
50	Baptist Memorial Hospital, Memphis	15.8	0.4	0.93	No	6.0	3334	0.82	Yes

1999 Orthopedics Best Hospital List

Rank	Hospital	IHQ	Technology				Discharges	R.N.'s to beds	Trauma Center
			Reputational score	Mortality rate	COTH Member	score (of 5)			
1	Mayo Clinic, Rochester, Minn.	100.0	50.4	0.65	Yes	5.0	5764	1.10	Yes
2	Hospital for Special Surgery, New York	96.5	47.3	0.10	Yes	4.5	4369	1.56	No
3	Massachusetts General Hospital, Boston	64.1	30.3	0.91	Yes	5.0	2640	1.35	No
4	Johns Hopkins Hospital, Baltimore	43.7	17.2	0.94	Yes	5.0	1203	1.33	Yes
5	Cleveland Clinic	39.5	12.3	0.71	Yes	5.0	2672	1.69	Yes
6	Duke University Medical Center, Durham, N.C.	35.6	12.1	1.22	Yes	5.0	1954	1.63	Yes
7	University of Washington Medical Center, Seattle	32.3	8.2	0.54	Yes	5.0	718	2.03	No
8	University of Iowa Hospitals and Clinics, Iowa City	30.1	8.9	0.86	Yes	5.0	1029	1.12	Yes
9	Brigham and Women's Hospital, Boston	27.2	4.6	0.61	Yes	4.5	1860	1.30	Yes
10	UCLA Medical Center, Los Angeles	26.8	7.3	0.71	Yes	3.0	1339	0.91	Yes
11	University of Pittsburgh Medical Center-Presbyterian	24.5	4.5	0.89	Yes	5.0	2516	1.34	Yes
12	Barnes-Jewish Hospital, St. Louis	23.9	2.4	0.66	Yes	5.0	1941	1.52	Yes
13	Hospital for Joint Diseases-Orthopedic Institute, New York	23.5	5.6	0.08	No	4.0	1609	0.73	No
14	University of Michigan Medical Center, Ann Arbor	23.2	2.3	0.54	Yes	5.0	1341	1.46	No
15	Thomas Jefferson University Hospital, Philadelphia	22.9	4.0	0.85	Yes	4.0	1531	1.47	Yes
16	St. Louis University Hospital	21.5	0.4	0.27	Yes	5.0	623	1.50	Yes
17	University Hospitals of Cleveland	21.4	0.9	0.62	Yes	5.0	1698	1.26	Yes
18	New York Presbyterian Hospital	21.0	4.0	1.27	Yes	5.0	1859	1.13	Yes
19	University of California, San Francisco Medical Center	20.6	4.4	0.67	No	5.0	778	1.42	No
20	Northwestern Memorial Hospital, Chicago	20.0	2.6	0.86	Yes	4.0	1441	1.34	Yes
21	Hospital of the University of Pennsylvania, Philadelphia	20.0	2.8	1.12	Yes	5.0	1091	1.98	Yes
22	Emory University Hospital, Atlanta	19.8	2.0	0.64	Yes	5.0	1404	0.98	No
23	Summa Health System, Akron, Ohio	19.7	0.0	0.44	Yes	3.0	2937	1.15	Yes
24	Rush-Presbyterian-St. Luke's Medical Center, Chicago	19.6	1.9	0.66	Yes	5.0	1495	1.01	No
25	Henry Ford Hospital, Detroit	19.6	0.0	0.61	Yes	4.0	1425	2.14	Yes
26	Allegheny University Hospitals, Pittsburgh	19.0	0.0	0.69	Yes	4.0	1853	1.89	Yes
27	Shands Hospital at the University of Florida, Gainesville	18.9	1.0	0.32	Yes	5.0	1040	0.60	No
28	Medical College of Ohio Hospital, Toledo	18.9	0.0	0.52	Yes	4.0	584	1.19	Yes
29	University of Chicago Hospitals	18.8	0.8	0.70	Yes	5.0	872	1.26	Yes
30	University Hospital of Arkansas, Little Rock	18.7	0.0	0.59	Yes	4.0	656	2.85	Yes
31	Georgetown University Hospital, Washington, D.C.	18.2	0.0	0.42	Yes	4.0	693	0.86	Yes
32	Cedars-Sinai Medical Center, Los Angeles	18.2	0.7	0.81	Yes	5.0	1763	1.02	Yes
33	Mary Hitchcock Memorial Hospital, Lebanon, N.H.	18.2	0.5	0.71	Yes	4.0	1037	1.51	Yes
34	Hamot Medical Center, Erie, Pa.	18.0	0.0	0.51	No	5.0	1283	1.11	Yes
35	Danbury Hospital, Danbury, Conn.	18.0	0.0	0.70	Yes	4.0	1139	1.62	Yes
36	Medical College of Virginia Hospitals, Richmond	17.9	0.0	0.68	Yes	4.0	957	1.73	Yes
37	University of Utah Hospitals and Clinics, Salt Lake City	17.8	2.3	0.97	Yes	3.0	1093	1.55	Yes
38	Methodist Hospital, Houston	17.8	2.5	1.14	Yes	5.0	2543	1.28	No
39	University of Wisconsin Hospital and Clinics, Madison	17.7	1.2	0.88	Yes	5.0	1018	1.19	Yes
40	North Carolina Baptist Hospital, Winston-Salem	17.6	0.9	1.01	Yes	5.0	1579	1.34	Yes
41	William Beaumont Hospital, Royal Oak, Mich.	17.6	0.5	0.83	Yes	5.0	3453	1.76	No
42	St. Mary's Health Services, Grand Rapids, Mich.	17.4	0.0	0.43	No	4.0	1271	1.28	Yes
43	Baylor University Medical Center, Dallas	17.4	0.5	0.92	Yes	4.0	2459	1.53	Yes
44	St. John's Mercy Medical Center, St. Louis	17.3	0.0	0.58	Yes	4.0	1403	0.64	Yes
45	Stanford University Hospital, Stanford, Calif.	17.3	3.6	0.79	No	4.3	1457	1.10	No
46	St. Joseph Mercy Health System, Ann Arbor, Mich.	17.1	0.0	0.76	Yes	4.0	2299	1.25	Yes
47	Hermann Hospital, Houston	17.1	0.0	0.70	Yes	5.0	616	1.25	Yes
48	Spectrum Health-Downtown Campus, Grand Rapids, Mich.	17.0	0.0	0.66	Yes	3.0	1972	1.12	Yes
49	York Hospital, York, Pa.	17.0	0.0	0.72	Yes	3.5	1566	1.35	Yes
50	Vanderbilt University Hospital and Clinic, Nashville	17.0	1.8	1.06	Yes	5.0	1077	1.88	No

1999 Ear, Nose, and Throat Best Hospital List

Rank	Hospital	IHQ	Hospitalwide			Technology		Discharges	R.N.'s to beds	Trauma Center
			Reputational score	mortality rate	COTH Member	score (of 5)				
1	Johns Hopkins Hospital, Baltimore	100.0	43.2	0.80	Yes	5.0	166	1.33	Yes	
2	University of Iowa Hospitals and Clinics, Iowa City	77.3	31.9	0.89	Yes	5.0	150	1.12	Yes	
3	Massachusetts Eye and Ear Infirmary, Boston	67.3	28.7	0.00	No	2.0	181	1.53	Yes	
4	UCLA Medical Center, Los Angeles	52.2	19.5	0.86	Yes	4.0	180	0.91	Yes	
5	University of Pittsburgh Medical Center-Presbyterian	49.2	17.0	0.92	Yes	5.0	272	1.34	Yes	
6	Mayo Clinic, Rochester, Minn.	48.8	16.0	0.69	Yes	5.0	323	1.10	Yes	
7	University of Michigan Medical Center, Ann Arbor	48.5	17.4	0.88	Yes	5.0	164	1.46	No	
8	Barnes-Jewish Hospital, St. Louis	44.8	14.1	0.82	Yes	5.0	270	1.52	Yes	
9	Hospital of the University of Pennsylvania, Philadelphia	38.0	11.2	1.02	Yes	5.0	143	1.98	Yes	
10	Mount Sinai Medical Center, New York	37.0	12.5	1.11	Yes	4.0	189	1.68	No	
11	University of Texas, M. D. Anderson Cancer Center, Houston	34.3	10.6	0.84	Yes	5.0	76	1.87	No	
12	University of Washington Medical Center, Seattle	33.9	10.9	0.90	Yes	5.0	49	2.03	No	
13	Cleveland Clinic	31.7	6.8	0.76	Yes	5.0	153	1.69	Yes	
14	Methodist Hospital, Houston	30.7	9.6	1.20	Yes	5.0	124	1.28	No	
15	Vanderbilt University Hospital and Clinic, Nashville	29.8	7.3	0.86	Yes	5.0	202	1.88	No	
16	University of Virginia Health Sciences Center, Charlottesville	27.4	6.0	0.81	Yes	4.0	108	1.91	Yes	
17	Duke University Medical Center, Durham, N.C.	25.4	4.9	0.97	Yes	5.0	111	1.63	Yes	
18	St. Louis University Hospital	24.9	4.2	0.73	Yes	5.0	81	1.50	Yes	
19	Memorial Sloan-Kettering Cancer Center, New York	22.2	3.4	0.87	Yes	5.0	168	1.85	No	
20	Thomas Jefferson University Hospital, Philadelphia	20.7	2.3	0.80	Yes	4.0	131	1.47	Yes	
21	Northwestern Memorial Hospital, Chicago	20.4	3.1	0.86	Yes	4.0	92	1.34	Yes	
22	University of Chicago Hospitals	19.0	1.9	0.82	Yes	5.0	74	1.26	Yes	
23	University of Miami, Jackson Memorial Hospital	18.9	3.3	1.03	Yes	3.5	75	1.43	Yes	
24	University of North Carolina Hospitals, Chapel Hill	18.9	1.9	0.89	Yes	4.0	117	1.49	Yes	
25	Henry Ford Hospital, Detroit	18.8	1.2	0.81	Yes	4.0	127	2.14	Yes	
26	Georgetown University Hospital, Washington, D.C.	18.8	2.8	0.74	Yes	4.0	50	0.86	Yes	
27	Ohio State University Medical Center, Columbus	18.7	2.3	0.77	Yes	3.5	89	1.12	Yes	
28	University of Wisconsin Hospital and Clinics, Madison	18.6	0.9	0.80	Yes	5.0	131	1.19	Yes	
29	North Carolina Baptist Hospital, Winston-Salem	18.3	0.9	0.94	Yes	5.0	149	1.34	Yes	
30	New York Presbyterian Hospital	18.2	1.6	1.10	Yes	5.0	166	1.13	Yes	
31	F.G. McGaw Hospital at Loyola University, Maywood, Ill.	17.9	1.5	0.93	Yes	4.0	123	1.39	Yes	
32	Clarian Health Partners, Indianapolis	17.6	0.3	0.92	Yes	5.0	224	1.48	Yes	
33	University Hospital of Arkansas, Little Rock	17.3	1.4	0.85	Yes	3.5	88	2.85	Yes	
34	University Hospitals of Cleveland	17.2	0.9	0.91	Yes	5.0	108	1.26	Yes	
35	University of Alabama Hospital at Birmingham	17.1	1.9	1.08	Yes	3.0	201	1.29	Yes	
36	University of Texas Medical Branch Hospitals, Galveston	17.0	3.3	1.02	Yes	4.0	66	1.28	No	
37	University Hospital, Denver	16.9	1.5	0.73	Yes	4.0	44	1.08	Yes	
38	Cedars-Sinai Medical Center, Los Angeles	16.8	0.9	1.06	Yes	5.0	177	1.02	Yes	
39	University of Illinois Hospital and Clinics, Chicago	16.7	0.7	0.63	Yes	3.0	55	1.48	Yes	
40	Yale-New Haven Hospital, New Haven, Conn.	16.4	0.9	0.96	Yes	4.5	168	0.84	Yes	
41	Rush-Presbyterian-St. Luke's Medical Center, Chicago	16.3	0.9	0.72	Yes	5.0	105	1.01	No	
42	Shands Hospital at the University of Florida, Gainesville	16.2	1.6	0.78	Yes	5.0	113	0.60	No	
43	Arthur G. James Cancer Hospital, Columbus, Ohio	16.1	0.0	0.56	Yes	4.0	109	1.10	No	
44	Baylor University Medical Center, Dallas	16.1	0.0	0.85	Yes	4.0	131	1.53	Yes	
45	William Beaumont Hospital, Royal Oak, Mich.	16.1	0.0	0.83	Yes	5.0	160	1.76	No	
46	Allegheny University Hospitals, Pittsburgh	15.9	0.4	0.94	Yes	4.0	110	1.89	Yes	
47	Emory University Hospital, Atlanta	15.7	1.1	0.80	Yes	4.5	120	0.98	No	
48	Long Beach Memorial Medical Center, Long Beach, Calif.	15.4	0.0	0.93	Yes	5.0	80	1.58	Yes	
49	Brigham and Women's Hospital, Boston	15.4	0.0	0.84	Yes	4.5	100	1.30	Yes	
50	Beth Israel Deaconess Medical Center, Boston	15.2	0.0	0.81	Yes	4.0	123	1.08	Yes	

1999 Respiratory Disorders Best Hospital List

Rank	Hospital	IHQ	Reputational score	Mortality rate	COTH Member	Technology		Discharges	R.N.'s to beds	Trauma Center	Discharge planning (of 3)
						score (of 4)					
1	National Jewish Center, Denver	100.0	51.4	0.82	No	2.0		119	0.62	No	3
2	Mayo Clinic, Rochester, Minn.	86.1	37.7	0.75	Yes	4.0		2620	1.10	Yes	3
3	Barnes-Jewish Hospital, St. Louis	56.3	21.6	0.85	Yes	4.0		3239	1.52	Yes	3
4	Massachusetts General Hospital, Boston	43.5	17.1	1.31	Yes	4.0		2018	1.35	No	3
5	Duke University Medical Center, Durham, N.C.	37.7	12.3	1.06	Yes	4.0		1833	1.63	Yes	3
6	Cleveland Clinic	33.0	9.4	0.91	Yes	4.0		1824	1.69	Yes	3
7	Brigham and Women's Hospital, Boston	27.5	6.9	0.88	Yes	4.0		1520	1.30	Yes	3
8	Hospital of the University of Pennsylvania, Philadelphia	25.3	6.2	0.99	Yes	4.0		957	1.98	Yes	3
9	UCLA Medical Center, Los Angeles	25.3	6.8	0.81	Yes	3.0		1167	0.91	Yes	3
10	University of Pittsburgh Medical Center-Presbyterian	24.4	5.3	1.07	Yes	4.0		2072	1.34	Yes	3
11	University of Michigan Medical Center, Ann Arbor	23.4	6.2	0.99	Yes	4.0		1061	1.46	No	3
12	Vanderbilt University Hospital and Clinic, Nashville	21.7	4.4	0.78	Yes	4.0		1145	1.88	No	3
13	New York Presbyterian Hospital	21.4	4.2	1.22	Yes	4.0		2192	1.13	Yes	3
14	University of Chicago Hospitals	21.1	4.1	0.94	Yes	4.0		968	1.26	Yes	3
15	Stanford University Hospital, Stanford, Calif.	19.4	6.2	1.07	No	4.0		932	1.10	No	3
16	Henry Ford Hospital, Detroit	19.1	1.4	0.83	Yes	4.0		2383	2.14	Yes	3
17	Ctarian Health Partners, Indianapolis	18.4	1.1	0.81	Yes	4.0		2562	1.48	Yes	3
18	Yale-New Haven Hospital, New Haven, Conn.	18.4	2.6	0.94	Yes	4.0		1537	0.84	Yes	3
19	University of North Carolina Hospitals, Chapel Hill	18.3	1.4	0.79	Yes	4.0		1557	1.49	Yes	3
20	Baylor University Medical Center, Dallas	18.2	0.9	0.80	Yes	4.0		2218	1.53	Yes	3
21	Rush-Presbyterian-St. Luke's Medical Center, Chicago	17.9	2.7	0.74	Yes	4.0		1335	1.01	No	3
22	Mount Sinai Medical Center, New York	17.2	2.6	1.33	Yes	4.0		2083	1.68	No	3
23	Boston Medical Center	17.1	1.3	0.82	Yes	4.0		1249	1.29	Yes	3
24	Beth Israel Deaconess Medical Center, Boston	16.6	0.9	0.90	Yes	4.0		2104	1.08	Yes	3
25	Fairfax Hospital, Falls Church, Va.	16.6	1.1	0.85	Yes	4.0		1574	1.48	Yes	2
26	University Hospitals of Cleveland	16.6	1.0	0.87	Yes	4.0		1580	1.26	Yes	3
27	Cedars-Sinai Medical Center, Los Angeles	16.4	1.4	1.13	Yes	4.0		2430	1.02	Yes	3
28	University of Virginia Health Sciences Center, Charlottesville	16.3	1.0	0.87	Yes	4.0		1404	1.91	Yes	2
29	Northwestern Memorial Hospital, Chicago	16.0	1.4	1.07	Yes	4.0		1308	1.34	Yes	3
30	F.G. McGaw Hospital at Loyola University, Maywood, Ill.	16.0	0.8	0.80	Yes	4.0		924	1.39	Yes	3
31	Thomas Jefferson University Hospital, Philadelphia	15.7	0.5	0.94	Yes	4.0		1581	1.47	Yes	3
32	Lutheran General Healthsystem, Park Ridge, Ill.	15.6	0.0	0.76	Yes	4.0		2052	0.92	Yes	3
33	Jewish Hospital, Louisville, Ky.	15.5	0.4	1.04	Yes	3.5		2115	1.85	Yes	3
34	Summa Health System, Akron, Ohio	15.5	0.0	0.84	Yes	4.0		4338	1.15	Yes	3
35	Long Beach Memorial Medical Center, Long Beach, Calif.	15.5	0.6	0.97	Yes	4.0		1261	1.58	Yes	3
36	University of California, Davis Medical Center, Sacramento	15.2	0.4	0.67	Yes	4.0		1178	1.89	No	3
37	Medical College of Virginia Hospitals, Richmond	15.1	0.5	0.93	Yes	4.0		1004	1.73	Yes	3
38	University of Alabama Hospital at Birmingham	15.0	1.4	1.23	Yes	4.0		1472	1.29	Yes	2
39	Ohio State University Medical Center, Columbus	14.9	0.0	0.65	Yes	3.5		1064	1.12	Yes	3
40	Providence Hospital, Southfield, Mich.	14.9	0.0	0.81	Yes	4.0		1612	1.12	Yes	3
41	Miami Valley Hospital, Dayton, Ohio	14.8	0.0	0.87	Yes	4.0		2037	0.93	Yes	3
42	Spectrum Health-Downtown Campus, Grand Rapids, Mich.	14.7	0.0	0.89	Yes	4.0		1807	1.12	Yes	3
43	Hackensack Medical Center, Hackensack, N.J.	14.7	0.0	1.08	Yes	4.0		1960	1.46	Yes	3
44	Hospital of St. Raphael, New Haven, Conn.	14.6	0.0	0.92	Yes	4.0		2495	0.96	Yes	3
45	Maricopa Medical Center, Phoenix	14.6	0.0	0.87	Yes	4.0		1044	1.65	Yes	3
46	Lehigh Valley Hospital, Allentown, Pa.	14.5	0.0	0.93	Yes	4.0		1910	1.08	Yes	3
47	North Carolina Baptist Hospital, Winston-Salem	14.5	0.0	0.95	Yes	4.0		1612	1.34	Yes	3
48	Lahey Hitchcock Clinic, Burlington, Mass.	14.5	1.1	1.26	Yes	4.0		1349	1.11	Yes	3
49	Rhode Island Hospital, Providence	14.4	0.0	0.85	Yes	4.0		2453	0.68	Yes	3
50	University Hospitals and Clinics, Columbia, Mo.	14.4	0.0	0.96	Yes	4.0		1680	1.26	Yes	3

1999 Rheumatology Best Hospital List

Rank	Hospital	IHQ	Reputational score	Hospitalwide mortality rate	COTH Member	Technology score (of 5)	R.N.'s to beds	Discharge planning (of 3)
1	Mayo Clinic, Rochester, Minn.	100.0	45.7	0.69	Yes	5.0	1.10	3
2	Johns Hopkins Hospital, Baltimore	68.8	28.5	0.80	Yes	5.0	1.33	3
3	Hospital for Special Surgery, New York	68.6	26.1	0.08	Yes	4.5	1.56	3
4	Brigham and Women's Hospital, Boston	63.0	25.9	0.84	Yes	4.5	1.30	3
5	University of Alabama Hospital at Birmingham	54.0	23.3	1.08	Yes	3.0	1.29	2
6	Cleveland Clinic	52.0	19.1	0.76	Yes	5.0	1.69	3
7	Massachusetts General Hospital, Boston	48.6	17.7	1.01	Yes	5.0	1.35	3
8	UCLA Medical Center, Los Angeles	47.8	19.8	0.86	Yes	3.0	0.91	3
9	University of Michigan Medical Center, Ann Arbor	35.3	10.2	0.88	Yes	5.0	1.46	3
10	Stanford University Hospital, Stanford, Calif.	34.3	12.6	0.82	No	4.3	1.10	3
11	Duke University Medical Center, Durham, N.C.	33.2	9.1	0.97	Yes	5.0	1.63	3
12	University of Pittsburgh Medical Center-Presbyterian	29.1	7.1	0.92	Yes	5.0	1.34	3
13	New York University Medical Center	26.1	8.0	1.04	No	4.5	1.17	3
14	Hospital of the University of Pennsylvania, Philadelphia	23.9	4.2	1.02	Yes	5.0	1.98	3
15	Barnes-Jewish Hospital, St. Louis	23.2	3.6	0.82	Yes	5.0	1.52	3
16	New York Presbyterian Hospital	21.1	3.3	1.10	Yes	5.0	1.13	3
17	Northwestern Memorial Hospital, Chicago	20.1	3.0	0.86	Yes	4.0	1.34	3
18	Parkland Memorial Hospital, Dallas	20.0	2.7	0.81	Yes	4.0	1.77	3
19	Los Angeles County-USC Medical Center	20.0	1.6	0.04	Yes	3.5	0.93	3
20	Clarian Health Partners, Indianapolis	19.1	1.5	0.92	Yes	5.0	1.48	3
21	University of Wisconsin Hospital and Clinics, Madison	18.8	1.7	0.80	Yes	5.0	1.19	3
22	Montefiore Medical Center, Bronx, N.Y.	18.8	2.0	1.36	Yes	4.5	1.60	3
23	University Hospital, Denver	18.7	2.6	0.73	Yes	4.0	1.09	3
24	Vanderbilt University Hospital and Clinic, Nashville	18.2	0.9	0.86	Yes	5.0	1.88	3
25	Baylor University Medical Center, Dallas	18.2	1.8	0.85	Yes	4.0	1.53	3
26	University Hospitals of Cleveland	18.1	1.2	0.91	Yes	5.0	1.26	3
27	University of Iowa Hospitals and Clinics, Iowa City	17.8	1.3	0.89	Yes	5.0	1.12	3
28	Cedars-Sinai Medical Center, Los Angeles	17.3	1.4	1.06	Yes	5.0	1.02	3
29	Hermann Hospital, Houston	17.2	0.8	0.93	Yes	5.0	1.25	3
30	University of Chicago Hospitals	16.9	0.5	0.82	Yes	5.0	1.26	3
31	University of California, Davis Medical Center, Sacramento	16.7	0.0	0.79	Yes	5.0	1.89	3
32	William Beaumont Hospital, Royal Oak, Mich.	16.6	0.0	0.83	Yes	5.0	1.76	3
33	Thomas Jefferson University Hospital, Philadelphia	16.6	0.9	0.80	Yes	4.0	1.47	3
34	Long Beach Memorial Medical Center, Long Beach, Calif.	16.4	0.0	0.93	Yes	5.0	1.58	3
35	St. Joseph's Hospital and Medical Center, Phoenix	16.2	0.0	0.96	Yes	5.0	1.38	3
36	University of Louisville Hospital, Louisville, Ky.	16.1	0.0	0.68	Yes	5.0	1.20	3
37	Rush-Presbyterian-St. Luke's Medical Center, Chicago	16.1	0.4	0.72	Yes	5.0	1.01	3
38	North Carolina Baptist Hospital, Winston-Salem	16.0	0.0	0.94	Yes	5.0	1.34	3
39	St. Louis University Hospital	15.9	1.0	0.73	Yes	5.0	1.50	1
40	Howard University Hospital, Washington	15.8	0.0	0.88	Yes	5.0	1.24	3
41	Nebraska Health System, Omaha, Ne.	15.7	0.0	1.06	Yes	5.0	1.28	3
42	New England Medical Center, Boston	15.7	0.4	0.80	Yes	4.0	2.07	3
43	Mary Hitchcock Memorial Hospital, Lebanon, N.H.	15.6	0.4	0.83	Yes	4.0	1.51	3
44	Sentara Norfolk General Hospital, Norfolk, Va.	15.6	0.0	0.98	Yes	5.0	1.23	3
45	Boston Medical Center	15.6	0.7	0.92	Yes	4.0	1.29	3
46	Methodist Hospital, Houston	15.5	0.0	1.20	Yes	5.0	1.28	3
47	University Hospitals and Clinics, Columbia, Mo.	15.4	0.7	0.94	Yes	4.0	1.26	3
48	University of North Carolina Hospitals, Chapel Hill	15.4	0.3	0.89	Yes	4.0	1.49	3
49	John D. Archbold Memorial Hospital, Thomasville, Ga.	15.3	0.0	0.03	No	5.0	0.66	3
50	Allegheny University Hospitals, Pittsburgh	15.3	0.3	0.94	Yes	4.0	1.89	3

1999 Urology Best Hospital List

Rank	Hospital	IHQ	Reputational score	Mortality rate	COTH Member	Technology		R.N.'s to beds	Trauma Center
						score (of 8)	Discharges		
1	Johns Hopkins Hospital, Baltimore	100.0	68.5	0.87	Yes	8.0	893	1.33	Yes
2	Mayo Clinic, Rochester, Minn.	64.4	35.2	0.43	Yes	8.0	2634	1.10	Yes
3	Cleveland Clinic	58.8	29.5	0.28	Yes	8.0	1089	1.69	Yes
4	UCLA Medical Center, Los Angeles	48.1	28.4	0.94	Yes	6.0	976	0.91	Yes
5	Duke University Medical Center, Durham, N.C.	42.9	18.9	0.56	Yes	8.0	1247	1.63	Yes
6	New York Presbyterian Hospital	37.8	17.8	0.84	Yes	8.0	1192	1.13	Yes
7	Stanford University Hospital, Stanford, Calif.	37.0	17.3	0.44	No	6.3	703	1.10	No
8	Barnes-Jewish Hospital, St. Louis	33.9	13.4	0.71	Yes	7.5	1191	1.52	Yes
9	Memorial Sloan-Kettering Cancer Center, New York	31.3	11.5	0.59	Yes	7.0	911	1.85	No
10	University of California, San Francisco Medical Center	30.8	10.4	0.42	No	8.0	708	1.42	No
11	Massachusetts General Hospital, Boston	30.0	13.8	1.26	Yes	8.0	1007	1.35	No
12	Northwestern Memorial Hospital, Chicago	27.3	5.5	0.26	Yes	7.0	623	1.34	Yes
13	University of Texas, M. D. Anderson Cancer Center, Houston	26.9	11.6	0.94	Yes	7.0	428	1.87	No
14	Methodist Hospital, Houston	26.9	12.5	1.52	Yes	7.0	939	1.28	No
15	Clarian Health Partners, Indianapolis	22.9	6.2	1.13	Yes	8.0	771	1.48	Yes
16	Hospital of the University of Pennsylvania, Philadelphia	22.8	5.1	0.93	Yes	8.0	954	1.98	Yes
17	Emory University Hospital, Atlanta	22.6	2.9	0.30	Yes	7.0	778	0.98	No
18	Thomas Jefferson University Hospital, Philadelphia	21.8	0.4	0.12	Yes	7.0	726	1.47	Yes
19	University of Virginia Health Sciences Center, Charlottesville	21.7	2.2	0.52	Yes	7.0	561	1.91	Yes
20	University of Washington Medical Center, Seattle	21.1	4.4	0.63	Yes	8.0	346	2.03	No
21	Yale-New Haven Hospital, New Haven, Conn.	20.6	0.0	0.22	Yes	7.5	760	0.84	Yes
22	University of Wisconsin Hospital and Clinics, Madison	20.3	0.0	0.48	Yes	8.0	809	1.19	Yes
23	University of Michigan Medical Center, Ann Arbor	20.2	4.3	0.88	Yes	8.0	886	1.46	No
24	Beth Israel Deaconess Medical Center, Boston	20.1	0.2	0.35	Yes	7.0	566	1.08	Yes
25	Brigham and Women's Hospital, Boston	20.0	4.6	0.94	Yes	7.5	526	1.30	Yes
26	Lehigh Valley Hospital, Allentown, Pa.	19.9	0.0	0.37	Yes	6.0	754	1.08	Yes
27	F.G. McGaw Hospital at Loyola University, Maywood, Ill.	19.7	0.0	0.19	Yes	6.0	570	1.39	Yes
28	University of Kentucky Hospital, Lexington	19.7	0.0	0.44	Yes	7.0	373	1.85	Yes
29	Henry Ford Hospital, Detroit	19.6	0.0	0.53	Yes	7.0	733	2.14	Yes
30	Vanderbilt University Hospital and Clinic, Nashville	19.6	6.0	1.30	Yes	7.5	533	1.88	No
31	William Beaumont Hospital, Royal Oak, Mich.	19.3	0.8	0.57	Yes	8.0	1047	1.76	No
32	Fairfax Hospital, Falls Church, Va.	19.3	0.4	0.45	Yes	6.0	466	1.48	Yes
33	St. Francis Hospital, Tulsa, Okla.	19.1	0.0	0.21	Yes	6.0	526	1.20	Yes
34	Baylor University Medical Center, Dallas	18.5	1.0	0.69	Yes	7.0	820	1.53	Yes
35	University Hospital of Arkansas, Little Rock	18.5	0.0	0.31	Yes	5.5	255	2.85	Yes
36	UCSD Medical Center, San Diego	18.5	0.0	0.30	Yes	5.5	327	1.53	Yes
37	St. Louis University Hospital	18.5	3.4	0.83	Yes	7.5	288	1.50	Yes
38	Roswell Park Cancer Institute, Buffalo	18.3	0.5	0.32	Yes	6.5	248	2.34	No
39	Albert Einstein Medical Center, Philadelphia	18.3	0.0	0.17	Yes	5.0	568	1.08	Yes
40	Methodist Medical Center, Dallas	18.3	0.0	0.40	Yes	7.0	331	0.83	Yes
41	St. Thomas Hospital, Nashville	17.9	0.0	0.35	No	7.0	391	2.30	Yes
42	St. John's Regional Health Center, Springfield, Mo.	17.9	0.0	0.15	No	6.5	909	1.03	Yes
43	University of Chicago Hospitals	17.8	0.9	0.63	Yes	8.0	431	1.26	Yes
44	University Hospital, Portland, Ore.	17.7	0.3	0.49	Yes	6.5	513	0.90	Yes
45	Lutheran General Healthsystem, Park Ridge, Ill.	17.7	0.0	0.27	Yes	5.5	424	0.92	Yes
46	Medical College of Ohio Hospital, Toledo	17.6	0.0	0.25	Yes	6.0	192	1.19	Yes
47	Good Samaritan Hospital, Cincinnati, Ohio	17.5	0.0	0.44	Yes	6.5	272	1.02	Yes
48	Long Island Jewish Medical Center, New Hyde Park, N.Y.	17.4	0.5	0.56	Yes	7.0	643	0.74	Yes
49	Albany Medical Center Hospital, Albany, N.Y.	17.3	0.0	0.59	Yes	6.0	656	1.60	Yes
50	Allegheny University Hospitals, Pittsburgh	17.3	0.0	0.57	Yes	6.0	540	1.89	Yes

Appendix G

Reputational Rankings for Special-Service Hospitals

1999 Eyes Reputational Score

Rank	Hospital	Reputational Score	
1	Johns Hopkins Hospital (Wilmer Eye Institute), Baltimore	71.6	
2	University of Miami (Bascom Palmer Eye Institute)	69.7	
3	Wills Eye Hospital, Philadelphia	58.5	(+3 SD)
4	Massachusetts Eye and Ear Infirmary, Boston	45.5	(+2 SD)
5	UCLA Medical Center (Jules Stein Eye Institute), Los Angeles	27.8	
6	University of Iowa Hospitals and Clinics, Iowa City	19.3	
7	USC Medical Center (Doheny Eye Institute)	11.5	
8	University of California, San Francisco Medical Center	9.7	
9	Duke University Medical Center, Durham, N.C.	9.5	
10	Emory University Hospital, Atlanta	7.3	
11	New York Eye and Ear Infirmary	6.8	
12	Barnes-Jewish Hospital, St. Louis	5.4	
13	Mayo Clinic, Rochester, Minn.	5.4	
14	University of Wisconsin Hospital and Clinics, Madison	4.8	
15	Methodist Hospital (Cullen Eye Institute), Houston	4.4	

1999 Pediatrics Reputational Score

Rank	Hospital	Reputational Score
1	Children's Hospital, Boston	46.9
2	Children's Hospital of Philadelphia	41.2
3	Johns Hopkins Hospital, Baltimore	28.1
4	Children's Hospital, Los Angeles	13.8
5	Univ. Hospitals of Cleveland (Rainbow Babies & Children's Hosp.)	10.8
6	New York Presbyterian Hospital	10.6
7	Children's Hospital of Pittsburgh	10.0
8	Children's Hospital Medical Center, Cincinnati	10.0
9	Mayo Clinic, Rochester, Minn.	9.8
10	Children's Memorial Hospital, Chicago	9.6
11	Texas Children's Hospital, Houston	9.3
12	Children's Hospital, Denver	8.7
13	Children's National Medical Center, Washington, D.C.	7.8
14	Children's Hospital and Medical Center, Seattle	6.1
15	Stanford University Hospital, Stanford, Calif.	5.9
16	University of California, San Francisco Medical Center	5.6
17	Children's Hospital, Buffalo, N.Y.	5.0
18	UCLA (Mattel Children's Center), Los Angeles	5.0
19	Duke University Medical Center, Durham, N.C.	4.5
20	University of Miami, Jackson Memorial Hospital	4.1
21	Cleveland Clinic	3.9
22	Massachusetts General Hospital, Boston	3.8

1999 Psychiatry Reputational Score

Rank	Hospital	Reputational Score
1	Massachusetts General Hospital, Boston	23.1
2	C. F. Menninger Memorial Hospital, Topeka, Kan.	21.9
3	McLean Hospital, Belmont, Mass.	19.6
4	New York Presbyterian Hospital	19.5
5	Johns Hopkins Hospital, Baltimore	13.7
6	UCLA Neuropsychiatric Hospital, Los Angeles	11.2
7	Mayo Clinic, Rochester, Minn.	9.1
8	Yale-New Haven Hospital, New Haven, Conn.	7.9
9	University of California, San Francisco Medical Center	6.7
10	Sheppard and Enoch Pratt Hospital, Baltimore	6.7
11	Duke University Medical Center, Durham, N.C.	5.8
12	University of Pittsburgh Medical Center	5.3
13	Stanford University Hospital, Stanford, Calif.	4.2
14	Barnes-Jewish Hospital, St. Louis	3.7
15	Mount Sinai Medical Center, New York	3.3
16	Austen Riggs Center, Stockbridge, Mass.	3.3
17	University of Washington Medical Center, Seattle	3.1
18	University of Michigan Medical Center, Ann Arbor	3.0

1999 Rehabilitation Reputational Score

Rank	Hospital	Reputational Score
1	Rehabilitation Institute of Chicago	59.6
2	University of Washington Medical Center, Seattle	33.2
3	TIRR (The Institute for Rehabilitation and Research), Houston	30.1
4	Kessler Institute For Rehabilitation, West Orange, N.J.	27.8
5	Craig Hospital, Englewood, Colo.	24.7
6	Mayo Clinic, Rochester, Minn.	16.5
7	New York University Medical Center (Rusk Institute)	12.6
8	University of Michigan Medical Center, Ann Arbor	12.6
9	Los Angeles County-Rancho Los Amigos Med. Ctr., Downey, Calif.	11.2
10	Ohio State University Medical Center, Columbus	10.5
11	Thomas Jefferson University Hospital, Philadelphia	10.1
12	Albert Einstein Medical Center (Moss Rehabilitation Hospital), Philadelphia	9.4
13	Spaulding Rehabilitation Hospital, Boston	7.9
14	Mount Sinai Medical Center, New York	7.4
15	University Hospital, Denver	5.4
16	National Rehabilitation Hospital, Washington, D.C.	5.3
17	Magee Rehabilitation Hospital, Philadelphia	3.6
18	New York Presbyterian Hospital	3.5
19	Johns Hopkins Hospital, Baltimore	3.3

Appendix H

The 1999 “Honor Roll”

“The Honor Roll”

To lend additional perspective, we have constructed a measure called “The Honor Roll” that indicates excellence across a broad range of specialties.

To be eligible, a hospital had to rank at least 2 standard deviations above the mean in at least 6 of the 16 specialties. Hospitals could earn points in two ways:

For ranking between 2 and 3 standard deviations above the mean in a specialty, a hospital received one point.

For ranking at least 3 standard deviations above the mean, a hospital received two points.

The use of standard deviations has three advantages over focusing on the sum of individual specialty rankings: (1) the number of outstanding hospitals varies from specialty to specialty, which is realistic; (2) it gives more information because it also allows one to measure a level of “almost excellent” by using a 2 standard deviation criterion; and (3) it gives some measure of the distance between hospitals, which rankings do not.

"THE 1999 HONOR ROLL"

Rank	Hospital	Points	3 SDs over the mean	2 SDs over the mean
1	Johns Hopkins Hospital, Baltimore	28	14	0
2	Mayo Clinic, Rochester, Minn.	24	12	0
3	Massachusetts General Hospital, Boston	23	11	1
4	Cleveland Clinic	21	10	1
5	Duke University Medical Center, Durham, N.C.	19	8	3
6	UCLA Medical Center, Los Angeles	18	7	4
7	Barnes-Jewish Hospital, St. Louis	15	5	5
8	Brigham and Women's Hospital, Boston	15	6	3
9	University of Michigan Medical Center, Ann Arbor	11	3	5
10	New York Presbyterian Hospital	10	4	2
11	Hospital of the University of Pennsylvania, Philadelphia	10	3	4
12	University of Pittsburgh Medical Center-Presbyterian	8	1	6
13	University of Chicago Hospitals	7	1	5

Appendix I

1999 Experiment, Postcards and Questionnaire

Quick Response Option

FAX Questionnaire

QuickResponse Option

We realize that there are many demands placed on your time and that your time is very valuable to you. However, we value your response to our survey as well. Thus, we would like to extend to you a quick response via email option. In order to take advantage of this option, simply email your response to the single question listed below to Diana Jergovic at NORC.

Email address: jergovic@norcmail.uchicago.edu

Question: In your estimations, which are the five hospitals in the United States that provide the best care for cancer, regardless of location or expense?

In answering this question, please consider the principal clinics, medical schools, or organizational affiliations of the physicians that provide the best care and list below the names of the hospitals in which they principally practice.

To ensure the accurate recording of your response, or if you are unclear of an medical school's hospital affiliation, you may also list the name of the medical school associated with the hospital if appropriate.

In identifying the best hospitals, please think about patients with the most serious or difficult medical problems.

QuickResponse Option

We realize that there are many demands placed on your time and that your time is very valuable to you. However, we value your response to our survey as well. Thus, we would like to extend to you a quick response via email option. In order to take advantage of this option, simply email your response to the single question listed below to Diana Jergovic at NORC.

Email address: jergovic@norcmail.uchicago.edu

Question: In your estimations, which are the five hospitals in the United States that provide the best care for endocrinology, regardless of location or expense?

In answering this question, please consider the principal clinics, medical schools, or organizational affiliations of the physicians that provide the best care and list below the names of the hospitals in which they principally practice.

To ensure the accurate recording of your response, or if you are unclear of an medical school's hospital affiliation, you may also list the name of the medical school associated with the hospital if appropriate.

In identifying the best hospitals, please think about patients with the most serious or difficult medical problems.

Charity Option

Choose-a-Charity

Just as your response to our survey is important to us, we would like to reciprocate with a gesture which is important to *you*. We would like to offer you an opportunity to have NORC make a donation to a cause important to you -- in return for completing and returning the enclosed questionnaire.

The donation will be an anonymous gift in the amount of \$10.00, given to the cause you specify in the space below. Upon notification of donation receipt, we will forward that notice to you.

To activate this donation, please be certain to return this postcard with your completed survey so that we will know where to send your gift.

CHARITY: _____

Preferred Location (if applicable): _____

**If you have any questions, please call NORC at (312) 759-4244.
We will accept collect calls.**

Choose-a-Charity

Just as your response to our survey is important to us, we would like to reciprocate with a gesture which is important to *you*. We would like to offer you an opportunity to have NORC make a donation to a cause important to you -- in return for completing and returning the enclosed questionnaire.

The donation will be an anonymous gift in the amount of \$10.00, given to the cause you specify in the space below. Upon notification of donation receipt, we will forward that notice to you.

To activate this donation, please be certain to return this postcard with your completed survey so that we will know where to send your gift.

CHARITY: _____

Location (if applicable): _____

**If you have any questions, please call NORC at (312) 759-4244.
We will accept collect calls.**

Telephone Questionnaire

DEMOGRAPHICS (answer before calling)

Specialty

**Cardiology
Pediatrics**

Gender (If this cannot be answered from name, wait and fill in after phone conversation)

**Male
Female**

Interviewer

Name: _____

PHONE SCRIPT

Goodafternoon,

My name is _____ and I am calling from the National Opinion Research Center regarding the US News and World Reports Best Hospitals study. We are talking to a group of select physicians about their opinions regarding the nation's best hospitals. May I speak to Dr. _____.

IF ONLINE

These questions will only take a few moments of your time and are very important. The first question is:

IF NOT AVAILABLE: Is there a time when it would be more convenient to contact Dr. _____?

Date _____ Time _____

IF AVAILABLE BUT NOT ONLINE

Goodafternoon Dr. _____. My name is _____ and I am calling from the National Opinion Research Center regarding the US News and World Reports Best Hospitals study. We are talking to a group of select physicians about their opinions regarding the nation's best hospitals. These questions will only take a few moments of your time and are very important. The first question is:

NEXT PAGE

QUESTIONS

1. In your estimation, which are the five hospitals in the United States that provide the best care for cardiology, regardless of location or expense?

In answering this question, please consider the principal clinics, medical schools, or organizational affiliations of the physicians that provide the best care.

Also, to ensure the accurate recording of your response, or if you are unclear of an medical school's hospital affiliation, you may mention the name of the medical school associated with the hospital if it is appropriate.

Finally, in identifying these five best hospitals, please think about patients with the most serious or difficult medical problems.

List these outstanding hospitals in any order.

OUTSTANDING HOSPITAL	AFFILIATED MEDICAL SCHOOL (if appropriate)	CITY	ST
and/or			
and/or			
and/or			
and/or			
and/or			

Thank you for your nominations. The last three questions will take only a few moments more.

NEXT PAGE

2. Why do you think it takes elite groups like physicians longer to respond to surveys like this?

3. Regarding the statement: surveys like this are useful. Would you agree strongly, agree somewhat, neither agree nor disagree, disagree somewhat or disagree strongly? (Circle Below)

Agree Strongly	Agree Somewhat	Neither Agree/Disagree	Disagree Somewhat	Disagree Strongly	DK/ REF
---------------------------	---------------------------	-----------------------------------	------------------------------	------------------------------	--------------------

4. What, if anything, could have been done to prompt you to respond to this survey sooner?

These are all the questions we have today. Again, thank you for your time.

The National Opinion Research Center at the University of Chicago is conducting a nation-wide survey of board-certified specialists for *U.S. News & World Report*. The purpose of this study is to identify hospitals that excel in treating patients with the most serious or difficult medical problems.

1. In your estimation, which are the five hospitals in the United States that provide the best care for cardiology or cardiac surgery, regardless of location or expense?

In answering this question, please consider the principal clinics, medical schools, or organizational affiliations of the physicians that provide the best care and list below the names of the hospitals in which they principally practice.

To ensure the accurate recording of your response, or if you are unclear of an medical school's hospital affiliation, you may also list the name of the medical school associated with the hospital if appropriate.

In identifying the best hospitals, please think about patients with the most serious or difficult medical problems.

List these outstanding hospitals in any order.

OUTSTANDING HOSPITAL	AFFILIATED MEDICAL SCHOOL (if appropriate)	CITY	ST
and/or			
and/or			
and/or			
and/or			
and/or			

Please FAXBACK to Rebecca Hanson @ (312) 759-4005, or MAILBACK to Rebecca Hanson, NORC, 55 East Monroe, Suite 4800, Chicago, IL, 60603 or respond via EMAIL to hanson-rebecca@norcmail.uchicago.edu.

THANK YOU!